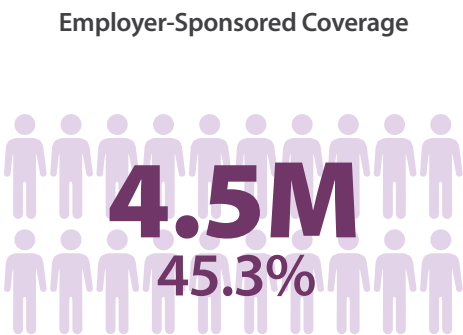


FIGURE 1. Race/Ethnicity Among the Uninsured, 2021²

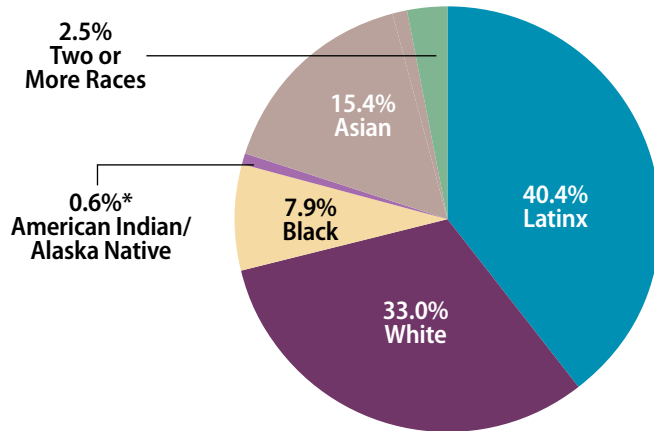
Percent by Race	Population	Insured	Uninsured
Latinx	50.2%	88.9%	11.1%
White	26.0%	97.9%	2.1%
Black	7.9%	95.4%*	4.6%*
American Indian/ Alaska Native	0.3%*	100.0%*	-
Asian	13.4%	93.9%	6.1%
Native Hawaiian/ Pacific Islander	0.2%*	70.2%*	-
Two or More Races	2.1%	88.3%*	11.7%*

(-) Notes a value unavailable due to data masking
* Data for these counties are considered statistically unstable

FIGURE 2. Employer-Sponsored Coverage, 2021²



Race/Ethnicity Breakdown Among Californians with Employer-Sponsored Coverage



* Data for these counties are considered statistically unstable.

There was no data available for the Native Hawaiian/Pacific Islander category.



COVERED CALIFORNIA

FIGURE 3. Percent of the County Population Enrolled in Covered California, September 2022³

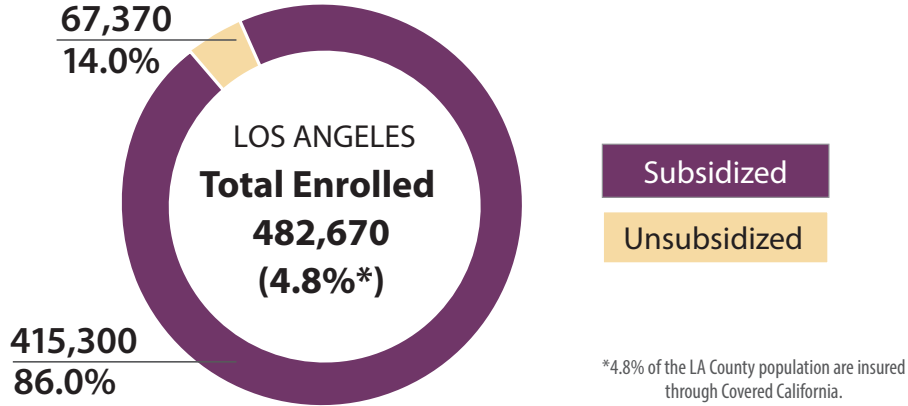


FIGURE 4. Covered California Enrollment in Los Angeles by Race/Ethnicity, September 2022³

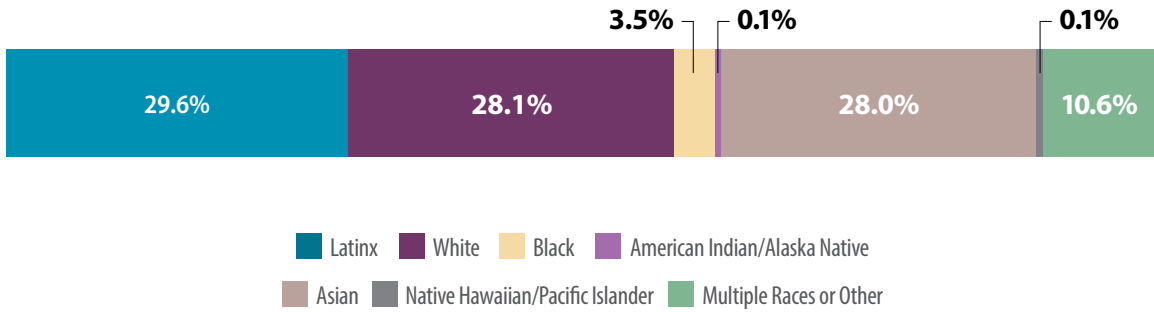
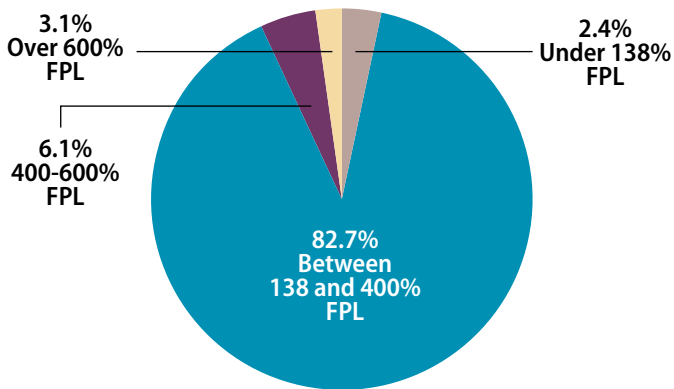


FIGURE 5. Covered California Enrollment by FPL, September 2022³



Enrollments where the FPL of the member is not known are not included here

FIGURE 6. Covered California Enrollment by Health Plan, September 2022³

Anthem Blue Cross	39,750
Blue Shield	130,420
Health Net	46,430
Kaiser Permanente	122,220
LA Care Health Plan	112,350
Molina Healthcare	9,940
Oscar Health Plan	21,550
Sharp Health Plan	10

Covered California's privacy policy rounds all figures to the nearest 10, as a result, grand totals shown may be slightly different from the totals in the individual plan data



MEDI-CAL

FIGURE 7. Medi-Cal Enrollment, January 2023



FIGURE 8. Medi-Cal Enrollment, by Race/Ethnicity, January 2023⁶

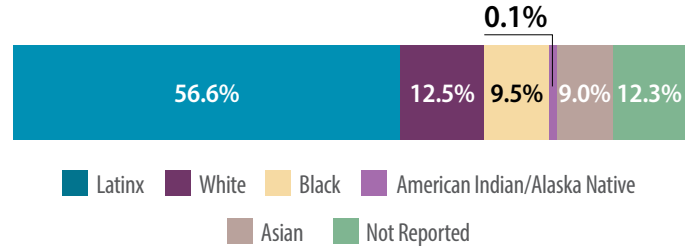


FIGURE 9. Medi-Cal Enrollment by Managed Care and Fee-for-Service (FFS), January 2023⁷

Total Managed Care Enrollment	3,766,336	
Enrollment by Managed Care Plans	LA Care	Health Net
	2,631,356	1,134,980
Medi-Cal FFS	805,539	

FIGURE 10. Community Supports Elections by Managed Care Plans, February 2023⁸

Health Net	14
LA Care	12

*Some Community Supports may not be available to all Members or in all areas of the county.



MEDICARE

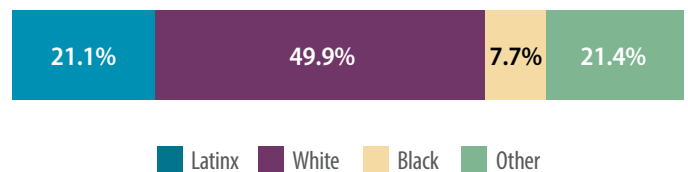
FIGURE 11. Medicare Enrollment and Percent of Counties' Population, 2021^{4,9}

Medicare	1,411,533 (14.1%*)
Medicare Advantage	857,701 (60.8%)
FFS Medicare	553,832 (39.2%)
Dual Eligible**	521,198 (36.9%)

*14.1% of the LA County population are enrolled in Medicare.

**Dual Eligibles are those eligible for Medicare and Medi-Cal, also referred to as Medi Medis.

FIGURE 12. Medicare Enrollment, by Race/Ethnicity, 2021⁹





NOTES

All decimals rounded to nearest tenth.

1. United States Census Bureau, [2020 Census Redistricting Data](#), Accessed: March 27, 2023.
2. UCLA Center for Health Policy Research, [2021 California Health Interview Survey](#), Public Use File, Accessed, March 27, 2023.
3. Covered California, September 2022, [Active Member Profile](#), Accessed: March 27, 2023.
4. Department of Health Care Services, [Medi-Cal Certified Eligibles Data Table by County and Dual Status](#), January 2023, Accessed: March 27, 2023.
5. Department of Health Care Services, [Medi-Cal Certified Eligibles Data Table by County and Aid Code Group](#), January 2023, Accessed: March 27, 2023.
6. Department of Health Care Services, [Medi-Cal Certified Eligibles Data Table Race/Ethnicity and Age](#), January 2023, Accessed: March 27, 2023.
7. Department of Health Care Services, [Medi-Cal Managed Care Enrollment Report](#), January 2023, Accessed: March 27, 2023.
8. Department of Health Care Services, [CalAIM Community Supports – Managed Care Plan Elections](#), February 2023, Accessed: March 27, 2023.
9. Centers for Medicare and Medicaid Services, [Medicare Geographic Variation – by National, State & County](#), 2021, Public Use File: Accessed, March 27, 2023.

Each year ITUP releases Regional Health Coverage fact sheets for its 11 ITUP Regional Workgroup (listening session) locations. These publications are overviews highlighting key coverage facts across all coverage types county-by-county.

About ITUP

ITUP is an independent, nonprofit, health policy institute that has been a central voice in the California health landscape for more than two decades. ITUP serves as a trusted expert, grounded in statewide and regional connections with a network of policymakers, health care leaders, and stakeholders. The mission of ITUP is to promote innovative and workable policy solutions that expand health care access and improve the health of all Californians.

ITUP is generously supported by the following funders:

- California Health Care Foundation
- The California Endowment
- The California Wellness Foundation



@ITUP



@InsuretheUninsuredProject



@InsuretheUninsuredProject



www.itup.org