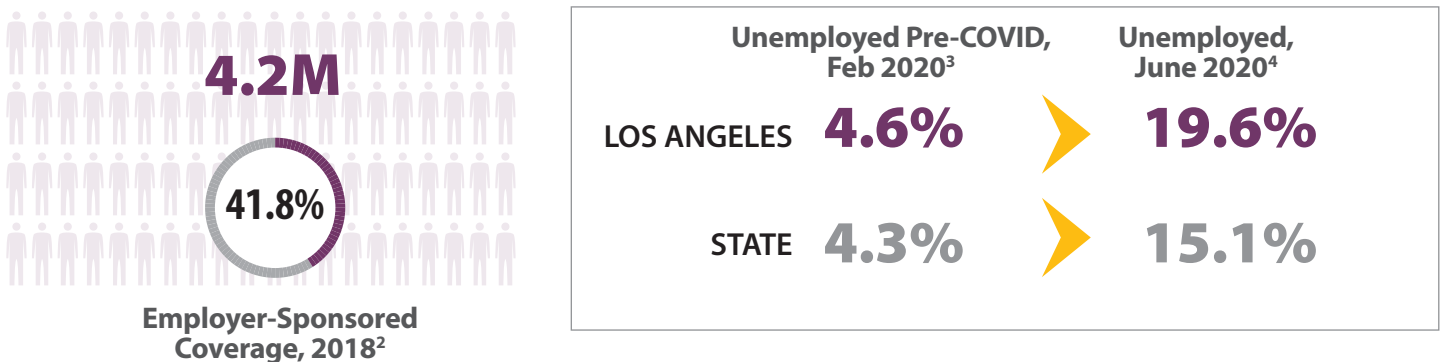


Figure 1. Potential Impact of COVID-19 on Employer-Sponsored Coverage



* Data for these counties are considered statistically unstable.



COVERED CALIFORNIA

Figure 2. County's Population Enrolled in Covered California⁵

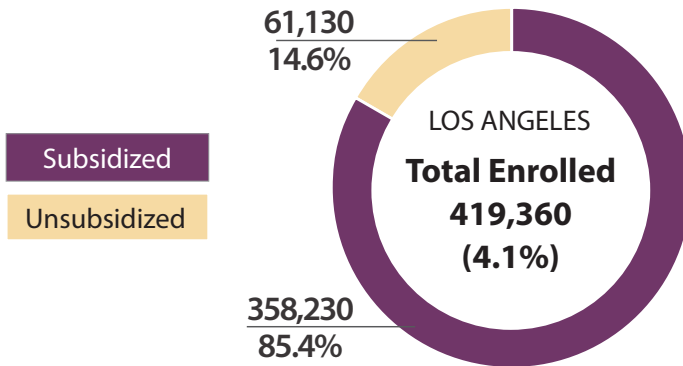
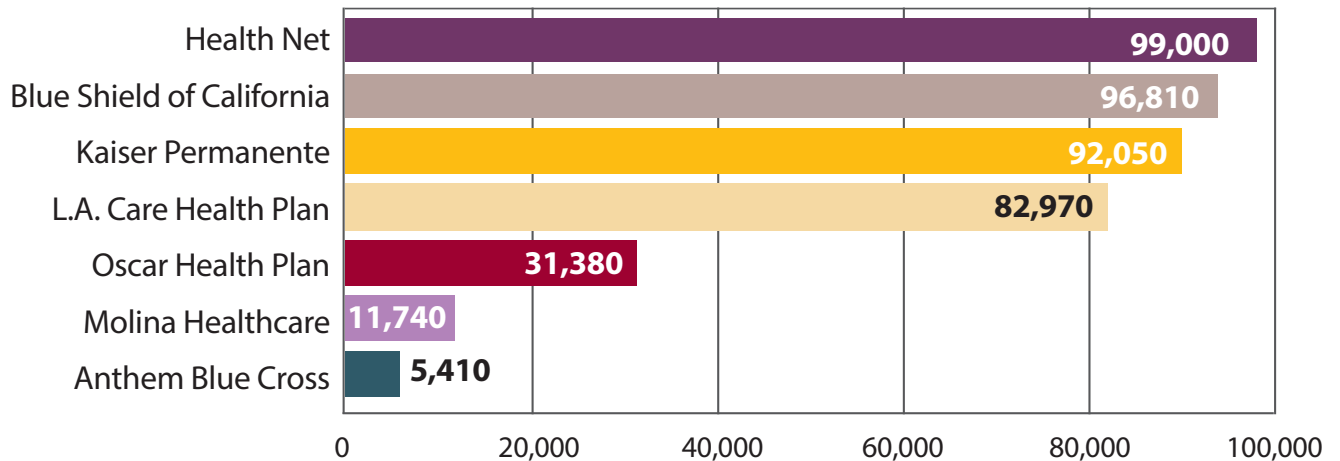


Figure 3. Covered California Enrollment by FPL, March 2020⁵

Under 138% FPL	3.9%
138% - 400% FPL	83.8%
400%-600% FPL	4.2%
Over 600% FPL	1.7%

Enrollments where the FPL of the member is not known are not included here.

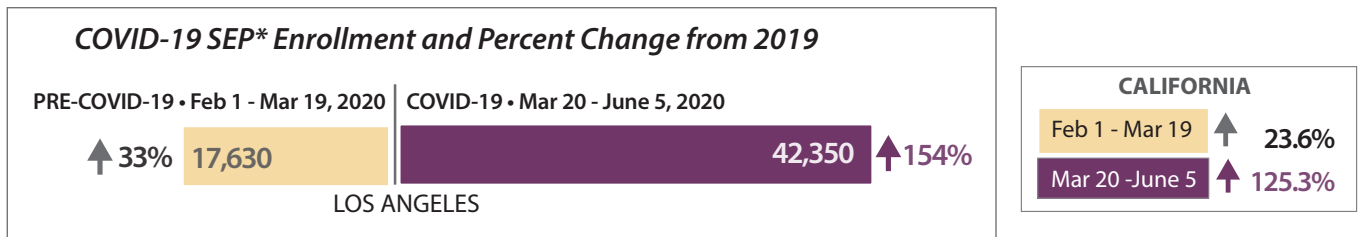
Figure 4. Covered California Enrollment by Health Plan, March 2020⁵



Sharp Health Plan and Valley Health Plan each have 10 members not visible on chart.

Covered California's privacy policy rounds all figures to the nearest 10, as a result, grand totals shown may be slightly different from the totals in the individual plan data.

Figure 5. Impact of COVID-19 on Covered California Enrollment⁶



* SEP=Special Enrollment Period




MEDI-CAL

Figure 6. Medi-Cal Enrollment and Percent of County's Population, March 2020⁷



Figure 7. Medi-Cal Enrollment by Managed Care Model and Fee-for-Service (FFS), June 2020⁸

Enrollment by Managed Care Plan ⁸	Los Angeles	
	L.A. Care Health Plan	Health Net Community Solution
	2,059,967	939,871
Total Managed Care Enrollment	2,999,838	
Fee-for-Service Enrollment	690,295	



Medi-Cal Enrollment is expected to increase by **2 MILLION ENROLLEES** due to the COVID-19 Pandemic.⁹

NOTES

All decimals rounded to nearest tenth.

1. United States Census Bureau, [2018 ACS Demographic and Housing Estimates](#), Accessed: August 3, 2020.
2. UCLA Center for Health Policy Research, [2018 California Health Interview Survey, Public Use File](#), Accessed: August 3, 2020.
3. State of California Employment Development Department, June 2020 [Local Area Profile](#), Accessed: August 4, 2020.
4. State of California Employment Development Department, February 2020 [Local Area Profile](#), Accessed: August 4, 2020.
5. Covered California, [March 2020 Active Member Profile](#), Accessed: August 3, 2020.
6. Covered California, [Special Enrollment Data by County](#), June 12, 2020, Accessed: August 4, 2020.
7. Department of Health Care Services, [March 2020 Medi-Cal Certified Eligibles Data Table by County and Aid Code Group](#), June 2020, Accessed: August 4, 2020.
8. Department of Health Care Services, [Medi-Cal Managed Care Enrollment Report](#), June 2020, Accessed: August 4, 2020.
9. Department of Finance, [May Revision, Health and Human Services](#), May 14, 2020, Accessed: August 4, 2020.

About ITUP

Insure the Uninsured Project (ITUP) is a Sacramento-based nonprofit health policy institute that for more than two decades has provided expert analysis and facilitated convenings for California policymakers and decisionmakers focused on health reform.

The mission of ITUP is to promote innovative and workable policy solutions that expand health care access and improve the health of Californians, through policy-focused research and broad-based stakeholder engagement.

ITUP is generously supported by the following funders:

- California Community Foundation
- California Health Care Foundation
- Kaiser Permanente
- The California Endowment
- The California Wellness Foundation



@ITUP



@InsuretheUninsuredProject



@InsuretheUninsuredProject



www.itup.org