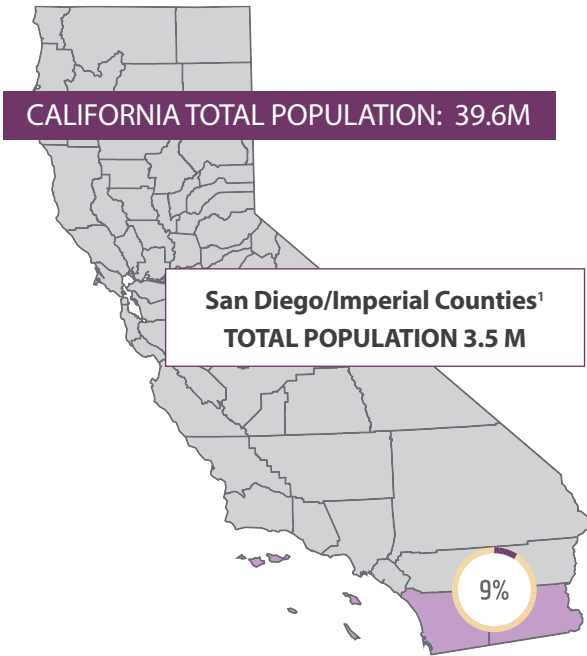


# San Diego/Imperial Counties

AUGUST 2020



	Population <sup>1</sup>	Uninsured, 2018 <sup>2</sup>
San Diego	3,343,364	205,000 (6.3%)
Imperial	181,827	15,000 (8.3%)

	Uninsured Incomes < 138% Federal Poverty Level (FPL), 2018 <sup>2</sup>	Uninsured Under 19 Years of Age, 2018 <sup>2</sup>
San Diego	55,000	25,000 (2.8%)
Imperial	5,000*	-

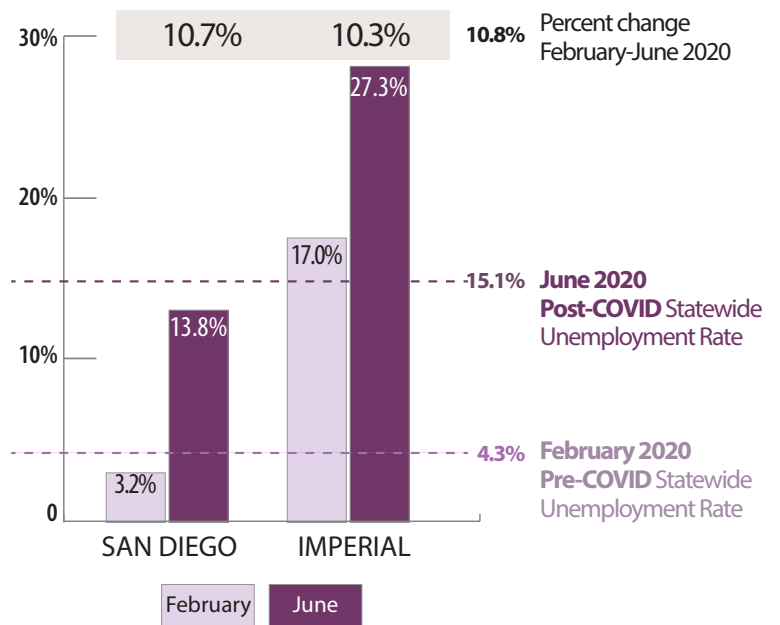
-Data unavailable due to data masking.  
\*Notes statistically unstable data.

Figure 1. Potential Impact of COVID-19 on Employer-Sponsored Coverage

Employer-Sponsored Coverage, 2018<sup>2</sup>



COVID-19 Impact on Unemployment Rates<sup>3,4</sup>





COVERED CALIFORNIA

Figure 2. County's Population Enrolled in Covered California<sup>5</sup>

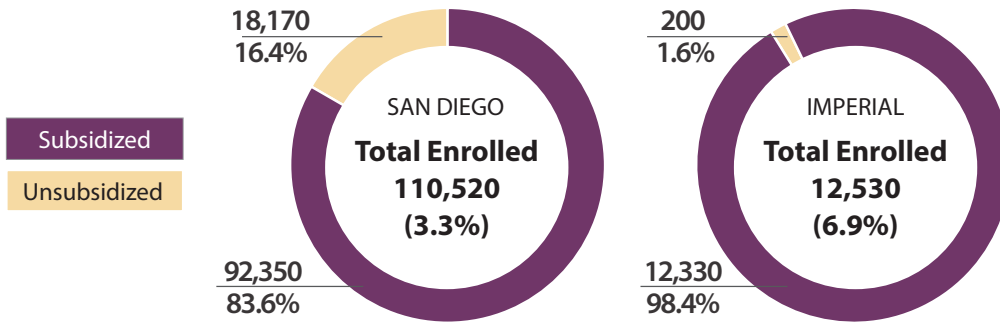


Figure 3. Covered California Enrollment by FPL, March 2020<sup>5</sup>

	<138% FPL	138-400% FPL	400-600% FPL	>600% FPL
SAN DIEGO	2.6%	82.4%	5.4%	2.1%
IMPERIAL	1.8%	95.3%	1.5%	0.2%

Enrollments where the FPL of the member is not known are not included.

Figure 4. Covered California Enrollment by Health Plan, April 2019

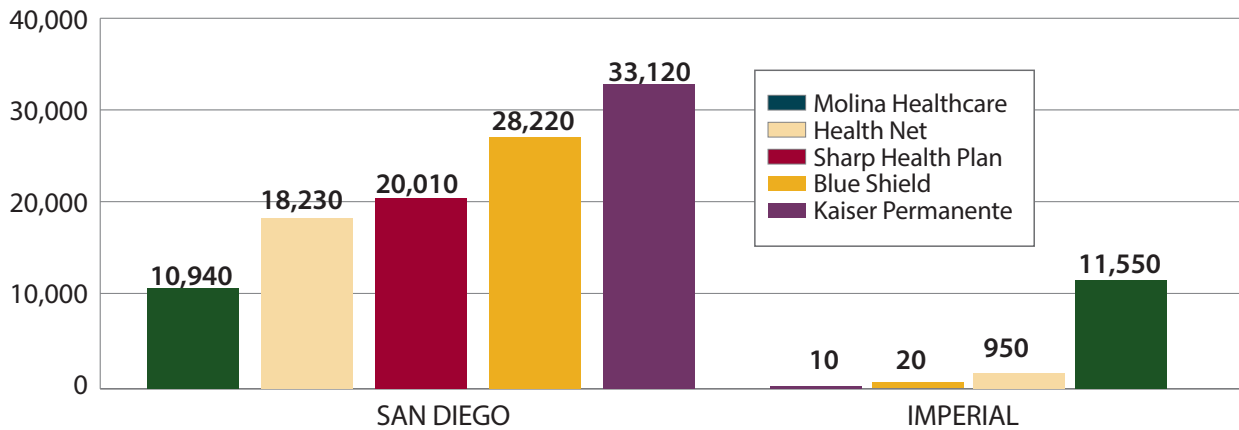
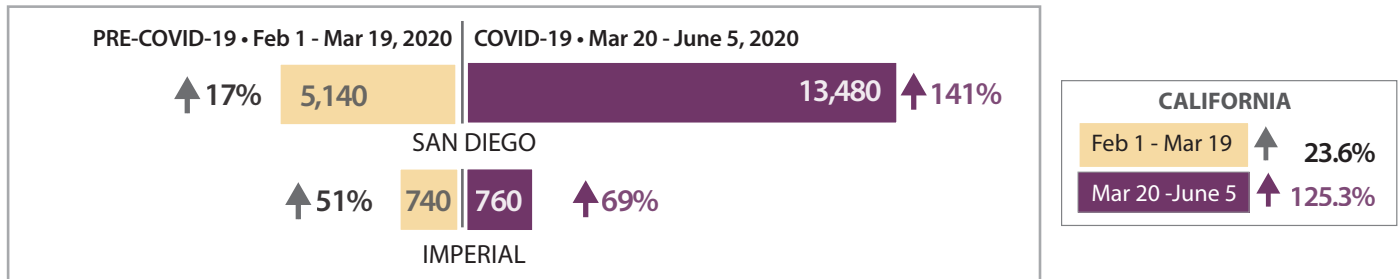


Figure 5. Impact of COVID-19 on Covered California Enrollment<sup>6</sup>

COVID-19 SEP\* Enrollment and Percent Change from 2019



\* SEP=Special Enrollment Period



## MEDI-CAL

Figure 6. Medi-Cal Enrollment and Percent of County's Population, June 2020<sup>7</sup>

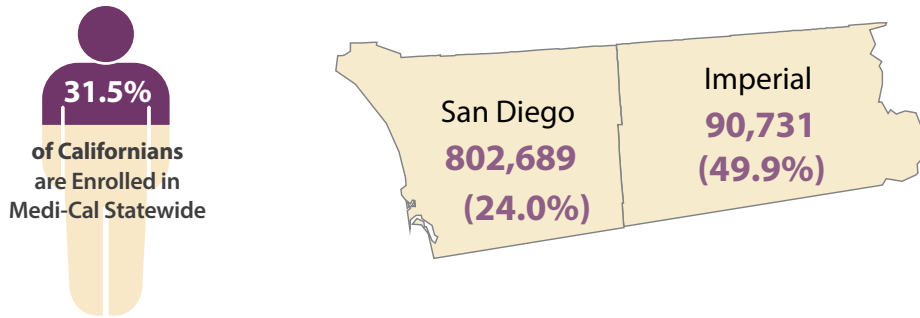


Figure 7. Medi-Cal Enrollment by Managed Care Model and Fee-for-Service (FFS), 2020

	San Diego				Imperial
County Population Enrolled in Medi-Cal Managed Care Plan <sup>5</sup>	702,022				76,399
Enrollment by Managed Care Plan <sup>7</sup>	Aetna Better Health	United Healthcare Community Plan	Blue Shield of California Promise	Kaiser Permanente	Molina Healthcare
	13,167	14,983	86,766	49,169	14,171
	Health Net	Care 1st Health Plan	Molina Healthcare	Community Health Group	CA Health & Wellness
	67,158	83,114	213,012	257,767	62,228
Fee-for-Service Enrollment <sup>5,7</sup>	100,667				14,322



Medi-Cal Enrollment is expected to increase by **2 MILLION ENROLLEES** due to the COVID-19 Pandemic.<sup>9</sup>

## NOTES

All decimals rounded to nearest tenth.

1. United States Census Bureau, [2018 ACS Demographic and Housing Estimates](#), Accessed: August 3, 2020.
2. UCLA Center for Health Policy Research, [2018 California Health Interview Survey, Public Use File](#), Accessed: August 3, 2020.
3. State of California Employment Development Department, June 2020 [Local Area Profile](#), Accessed: August 4, 2020.
4. State of California Employment Development Department, February 2020 [Local Area Profile](#), Accessed: August 4, 2020.
5. Covered California, [March 2020 Active Member Profile](#), Accessed: August 3, 2020.
6. Covered California, [Special Enrollment Data by County](#), June 12, 2020, Accessed: August 4, 2020.
7. Department of Health Care Services, [March 2020 Medi-Cal Certified Eligibles Data Table by County and Aid Code Group](#), June 2020, Accessed: August 4, 2020.
8. Department of Health Care Services, [Medi-Cal Managed Care Enrollment Report](#), June 2020, Accessed: August 4, 2020.
9. Department of Finance, [May Revision, Health and Human Services](#), May 14, 2020, Accessed: August 4, 2020.

### About ITUP

Insure the Uninsured Project (ITUP) is a Sacramento-based nonprofit health policy institute that for more than two decades has provided expert analysis and facilitated convenings for California policymakers and decisionmakers focused on health reform.

*The mission of ITUP is to promote innovative and workable policy solutions that expand health care access and improve the health of Californians, through policy-focused research and broad-based stakeholder engagement.*

ITUP is generously supported by the following funders:

- California Community Foundation
- California Health Care Foundation
- Kaiser Permanente
- The California Endowment
- The California Wellness Foundation



@ITUP



@InsuretheUninsuredProject



@InsuretheUninsuredProject



www.itup.org