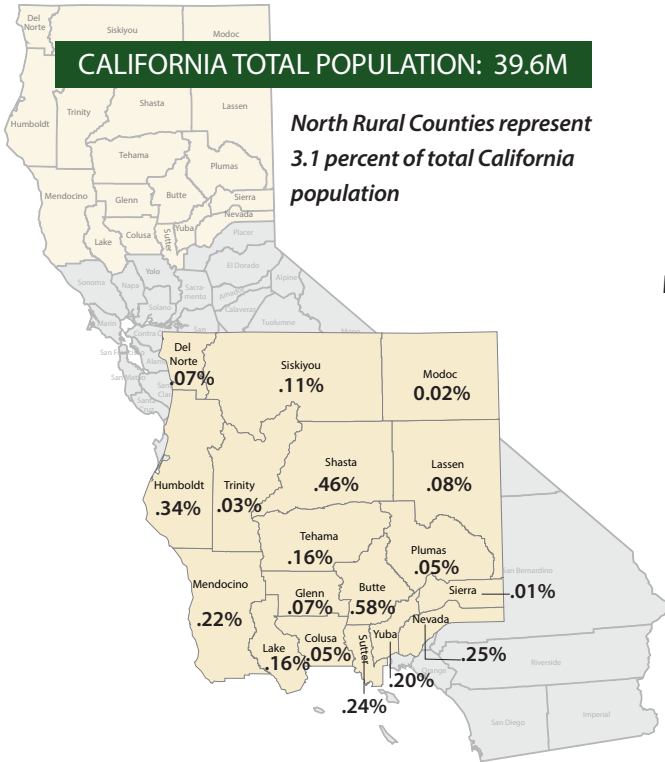


North Rural Counties

JULY 2019

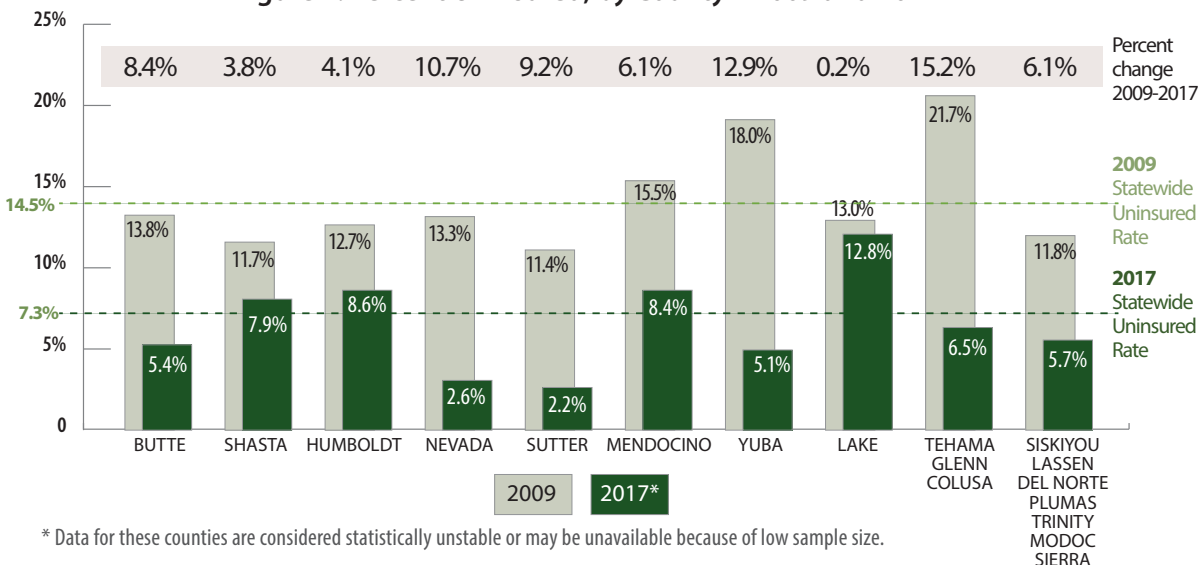
BUTTE, COLUSA, DEL NORTE, GLENN, HUMBOLDT, LAKE, LASSEN, MENDOCINO, MODOC, NEVADA, PLUMAS, SHASTA, SIERRA, SISKIYOU, SUTTER, TEHAMA, TRINITY, YUBA



* Data for these counties are considered statistically unstable or may be unavailable because of low sample size.

	Population ¹	Uninsured, 2017 ²	Uninsured, Incomes < 138% Federal Poverty Level (FPL), 2017 ²	Indigent Care Model ³
BUTTE	231,256	12,000*	4,000*	County Medical Services Program (CMSP)
SHASTA	180,040	14,000*	2,000*	
HUMBOLDT	136,373	11,000*	1,000*	
NEVADA	99,696	2,000*	1,000*	
SUTTER	96,807	2,000*	-	
MENDOCINO	87,606	7,000*	3,000*	
YUBA	78,041	4,000*	2,000*	
LAKE	64,382	8,000*	-	
TEHAMA	63,916	7,000*	5,000*	CMSP
GLENN	28,047	Aggregated Data for Tehama, Glenn, Colusa		
COLUSA	21,627	Aggregated Data for Tehama, Glenn, Colusa		
SISKIYOU	43,724	8,000*	5,000*	CMSP
LASSEN	30,802			
DEL NORTE	27,828			
PLUMAS	18,804			
TRINITY	12,535			
MODOC	8,777			
SIERRA	2,987			

Figure 1. Percent Uninsured, by County – 2009 and 2017²



* Data for these counties are considered statistically unstable or may be unavailable because of low sample size.



COVERED CALIFORNIA⁴

Figure 2. Percent of County's Population Enrolled in Covered California

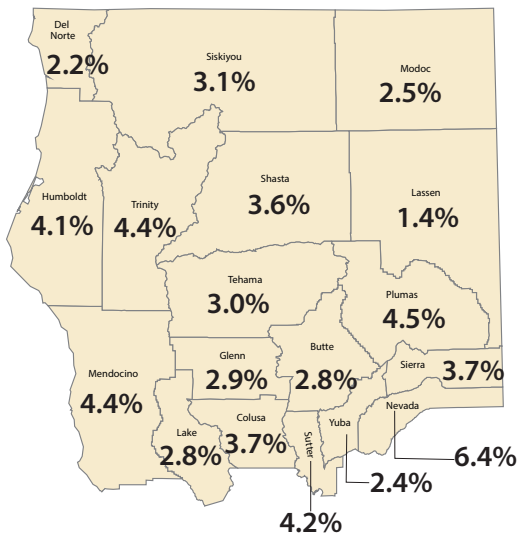
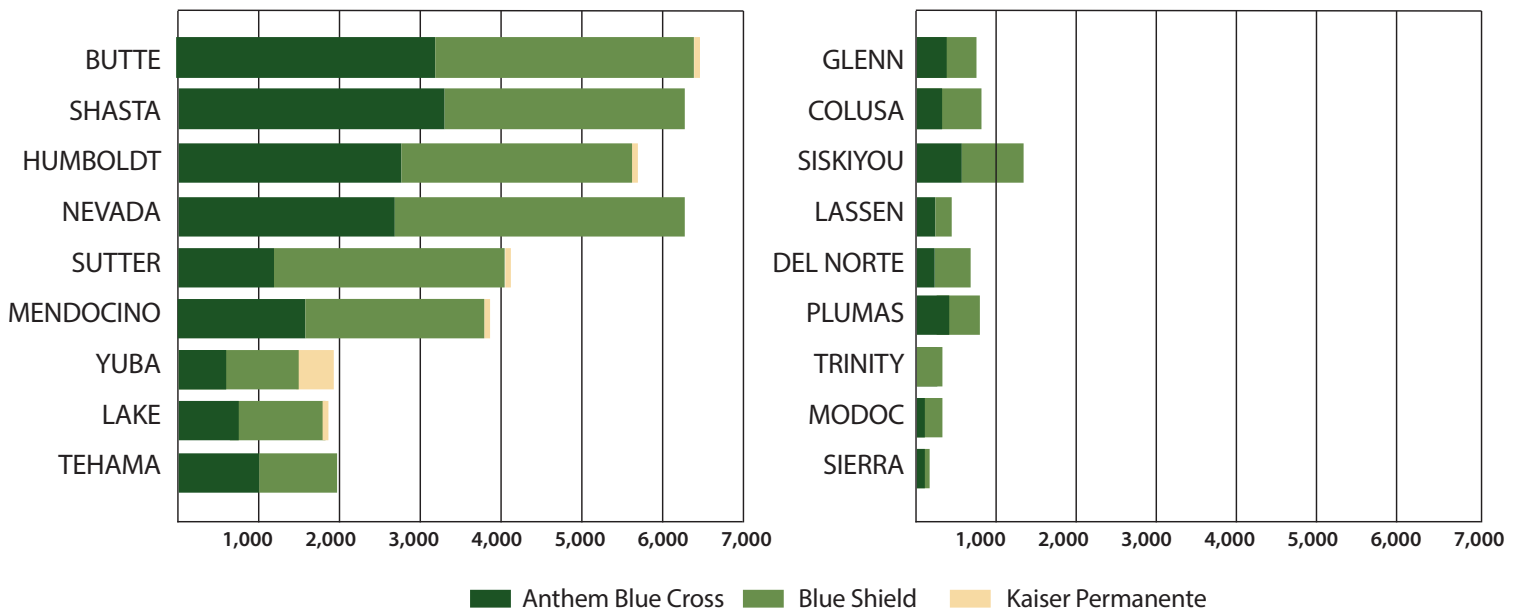


Figure 3. Covered California Enrollment, by County

	Enrollment, 2018	Subsidized Enrollees	Under 400% FPL	Under 250% FPL
BUTTE	6,530	6,110	93.6%	60.8%
SHASTA	6,410	6,110	95.3%	58.6%
HUMBOLDT	5,610	5,190	92.6%	57.8%
NEVADA	6,360	5,720	90.0%	51.9%
SUTTER	4,090	3,980	97.3%	72.4%
MENDOCINO	3,870	3,560	92.1%	56.6%
YUBA	1,870	1,780	94.6%	67.5%
LAKE	1,810	1,700	94.4%	64.4%
TEHAMA	1,930	1,860	96.9%	61.5%
GLENN	800	750	95.0%	63.4%
COLUSA	810	770	95.1%	64.2%
SISKIYOU	1,360	1,290	94.8%	58.8%
LASSEN	430	400	93.1%	51.2%
DEL NORTE	600	570	94.9%	61.6%
PLUMAS	850	800	94.1%	61.2%
TRINITY	550	520	94.5%	60.0%
MODOC	220	200	95.4%	63.6%
SIERRA	110	110	100.0%	54.5%

Figure 4. Covered California Enrollment by Health Plan, April 2019





MEDI-CAL

Figure 5. Percent of County's Population Enrolled in Medi-Cal




Figure 6. Medi-Cal Enrollment, by County

	Enrollment, 2018	Low-income Adults Newly Enrolled Under ACA (Adult Expansion) ⁵	Adult Expansion Percent of County Population ⁵	Medi-Cal Managed Care Model ⁶
BUTTE	81,665	24,321	10.5%	Regional
SHASTA	62,777	17,159	9.5%	County Organized Health System
HUMBOLDT	55,096	19,693	14.4%	County Organized Health System
NEVADA	25,379	8,918	8.9%	Regional
SUTTER	40,943	10,133	10.5%	Regional
MENDOCINO	42,522	13,591	15.5%	County Organized Health System
YUBA	31,941	7,694	9.9%	Regional
LAKE	32,635	9,437	14.7%	County Organized Health System
TEHAMA	26,339	6,190	9.7%	Regional
GLENN	12,342	2,934	10.5%	Regional
COLUSA	9,705	2,098	9.7%	Regional
SISKIYOU	18,673	5,486	12.5%	County Organized Health System
LASSEN	7,884	2,090	6.8%	County Organized Health System
DEL NORTE	11,683	3,017	10.8%	County Organized Health System
PLUMAS	6,251	1,934	10.3%	Regional
TRINITY	4,697	1,492	11.9%	County Organized Health System
MODOC	3,248	837	9.5%	County Organized Health System
SIERRA	805	249	8.3%	Regional



MEDI-CAL

Figure 7. Medi-Cal Enrollment by Managed Care Model and Fee-for-Service (FFS), 2018

33% of Californians are Enrolled in Medi-Cal Statewide

	Butte	Shasta	Humboldt	Nevada	Sutter	Mendocino	Yuba	Lake	Tehama
% of County Population Enrolled in Medi-Cal⁵	35.3%	35.0%	40.4%	25.5%	42.3%	48.5%	40.9%	50.7%	41.2%
Enrollment by Health Plan⁷	Anthem Blue Cross	Partnership Health Plan of CA	Partnership Health Plan of CA	Anthem Blue Cross	Anthem Blue Cross	Partnership Health Plan of CA	Anthem Blue Cross	Partnership Health Plan of CA	Anthem Blue Cross
	24,928	59,516	51,639	11,734	21,494	38,295	16,032	30,121	8,417
	CA Health and Wellness			CA Health and Wellness	CA Health and Wellness		CA Health and Wellness		CA Health and Wellness
	39,773			8,867	10,186		8,742		11,160
Fee-for-Service Enrollment^{5,7}	16,964	3,261	3,457	4,778	9,263	4,227	7,167	2,514	6,762

	Glenn	Colusa	Siskiyou	Lassen	Del Norte	Plumas	Trinity	Modoc	Sierra
% of County Population Enrolled in Medi-Cal⁵	44.0%	44.9%	42.7%	25.6%	42.0%	33.2%	37.5%	37.0%	27.0%
Enrollment by Health Plan⁷	Anthem Blue Cross	Anthem Blue Cross	Partnership Health Plan of CA	Partnership Health Plan of CA	Partnership Health Plan of CA	Anthem Blue Cross	Partnership Health Plan of CA	Partnership Health Plan of CA	Anthem Blue Cross
	2,931	4,714	17,408	7,113	11,250	2,496	27,193	3,157	348
	CA Health and Wellness	CA Health and Wellness				CA Health and Wellness			CA Health and Wellness
	6,964	3,010				2,379			221
Fee-for-Service Enrollment^{5,7}	2,447	1,981	1,265	771	433	1,376	466	91	236

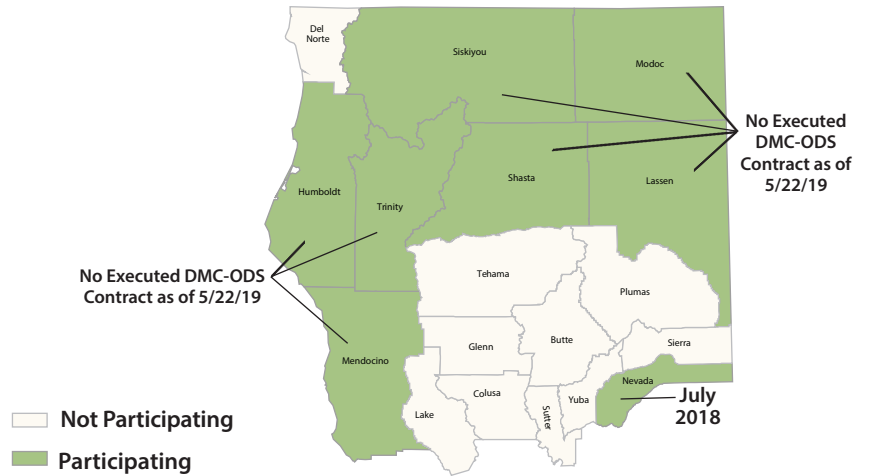


MEDI-CAL PILOT PROJECTS

Figure 8. 2020 Waiver: Whole Person Care Projects⁸



Figure 9. Drug Medi-Cal Organized Delivery System (DMC-ODS) Implementation Dates, by County⁹



NOTES

* These data points are considered statistically unstable due to low sample size and are provided for discussion purposes only.

1. U.S. Census Bureau, [2018 Population Estimate](#), July 2018.
2. 2017 California Health Interview Survey.
3. Insure the Uninsured Project, [2019 County Medically Indigent Programs](#), March 2019. Historically, county indigent care programs have been grouped into one of four models: (1) Provider counties deliver services to medically indigent (MI) residents through county- owned and operated hospitals and clinics; (2) Payer counties contract for services or reimburse private providers in the community; (3) Hybrid counties operate public clinics, but not public hospitals, and contract with private hospitals in the county; and (4) County Medical Services Program administers the MI program for 35 mostly smaller, rural counties.
4. Covered California, [December 2018 Active Member Profile](#), April 30, 2019.
5. California Department of Health Care Services (DHCS), [County Certified Eligibles as of November 2018](#), March 2019.
6. In the Two-Plan Model, one county-organized local initiative public health plan and a commercial plan deliver most Medi-Cal services in the county. A County Organized Health System (COHS) is a county-wide, public health plan originally organized by the county to serve all Medi-Cal beneficiaries. In the Regional Model, at least two commercial plans provide most Medi-Cal services in 20 primarily rural counties. In the Geographic Managed Care Model, the state chooses multiple commercial plans to deliver most Medi-Cal services in the county.
7. DHCS, [Medi-Cal Managed Care Enrollment Report](#), December 2018.
8. DHCS, [Whole Person Care Pilots – Approved Applications webpage](#), last modified February 2018.
9. California Department of Health Care Services, [Counties Participating in DMC-ODS](#) webpage, obtained online June 2019.

About ITUP

Insure the Uninsured Project (ITUP) is a Sacramento-based nonprofit health policy institute that for more than two decades has provided expert analysis and facilitated convenings for California policymakers and decisionmakers focused on health reform.

The mission of ITUP is to promote innovative and workable policy solutions that expand health care access and improve the health of Californians, through policy-focused research and broad-based stakeholder engagement.

ITUP is generously supported by the following funders:

- California Community Foundation
- California Health Care Foundation
- Kaiser Permanente
- The California Endowment
- The California Wellness Foundation



@ITUP



@InsuretheUninsuredProject



@InsuretheUninsuredProject



www.itup.org