

Population¹



Uninsured, 2017²



Uninsured
Incomes < 138% Federal
Poverty Level (FPL), 2017²



Uninsured
Under 19 Years of
Age, 2017²

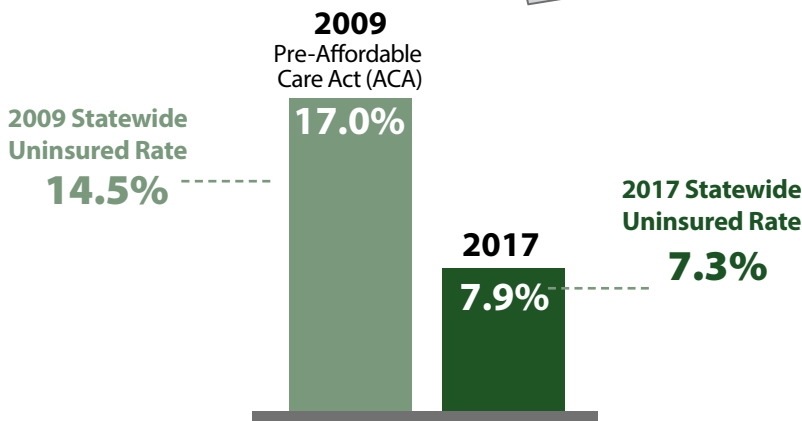


Figure 1. Percent Uninsured²

Los Angeles County delivers
indigent care services under
the Provider Model.³

* Data for these counties are considered statistically unstable or may be unavailable because of low sample size.



COVERED CALIFORNIA⁴

Figure 2. Percent of County's Population Enrolled in Covered California

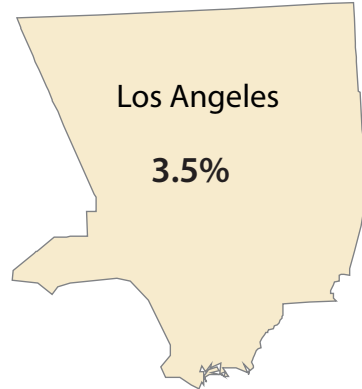
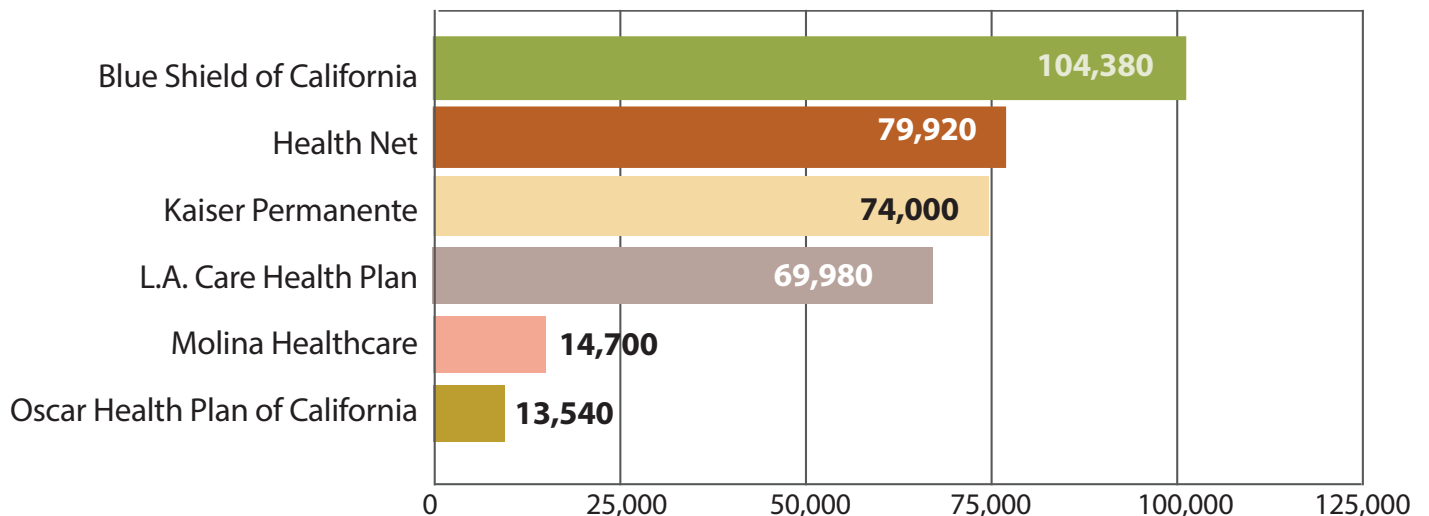


Figure 3. Covered California Enrollment

	Enrollment, 2018	Subsidized Enrollees	Under 400% FPL	Under 250% FPL
LOS ANGELES	355,520	311,310	87.5%	68.2%

Figure 4. Covered California Enrollment by Health Plan, April 2019





MEDI-CAL

Figure 5. Percent of County's Population Enrolled in Medi-Cal

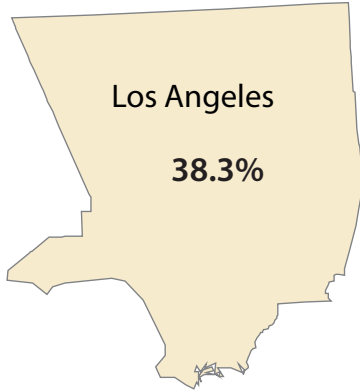


Figure 6. Medi-Cal Enrollment

	Enrollment, 2018	Low-Income Newly Enrolled Under ACA (Adult Expansion) ⁵	Adult Expansion Percent of County ⁵
LOS ANGELES	3,874,766	1,235,380	12.2%

Figure 7. Medi-Cal Enrollment by Managed Care Model and Fee-for-Service (FFS), 2018⁴

33% of Californians are Enrolled in Medi-Cal Statewide



Los Angeles County is a Two-Plan Model County.⁶

MEDI-CAL PILOT PROJECTS

Figure 8. 2020 Waiver: Whole Person Care Projects⁸



Figure 9. Drug Medi-Cal Organized Delivery System (DMC-ODS) Implementation Dates⁹



NOTES

* These data points are considered statistically unstable due to low sample size and are provided for discussion purposes only.

1. U.S. Census Bureau, [2018 Population Estimates](#), July 2018.
2. 2017 California Health Interview Survey.
3. Insure the Uninsured Project, [2019 County Medically Indigent Programs](#), March 2019. Historically, county indigent care programs have been grouped into one of four models: (1) Provider counties deliver services to medically indigent (MI) residents through county- owned and operated hospitals and clinics; (2) Payer counties contract for services or reimburse private providers in the community; (3) Hybrid counties operate public clinics, but not public hospitals, and contract with private hospitals in the county; and (4) County Medical Services Program administers the MI program for 35 mostly smaller, rural counties.
4. Covered California, [December 2018 Active Member Profile](#), April 30, 2019.
5. California Department of Health Care Services (DHCS), [County Certified Eligibles as of November 2018](#), March 2019.
6. In the *Two-Plan Model*, one county-organized local initiative public health plan and a commercial plan deliver most Medi-Cal services in the county. A *County Organized Health System (COHS)* is a county-wide, public health plan originally organized by the county to serve all Medi-Cal beneficiaries. In the Regional Model, at least two commercial plans provide most Medi-Cal services in 20 primarily rural counties. In the Geographic Managed Care Model, the state chooses multiple commercial plans to deliver most Medi-Cal services in the county.
7. DHCS, [Medi-Cal Managed Care Enrollment Report](#), December 2018.
8. DHCS, [Whole Person Care Pilots – Approved Applications webpage](#), last modified February 2018.
9. California Department of Health Care Services, [Counties Participating in DMC-ODS webpage](#), obtained online June 2019.

About ITUP

Insure the Uninsured Project (ITUP) is a Sacramento-based nonprofit health policy institute that for more than two decades has provided expert analysis and facilitated convenings for California policymakers and decisionmakers focused on health reform.

The mission of ITUP is to promote innovative and workable policy solutions that expand health care access and improve the health of Californians, through policy-focused research and broad-based stakeholder engagement.

ITUP is generously supported by the following funders:

- California Community Foundation
- California Health Care Foundation
- Kaiser Permanente
- The California Endowment
- The California Wellness Foundation



@ITUP



@InsuretheUninsuredProject



@InsuretheUninsuredProject



www.itup.org