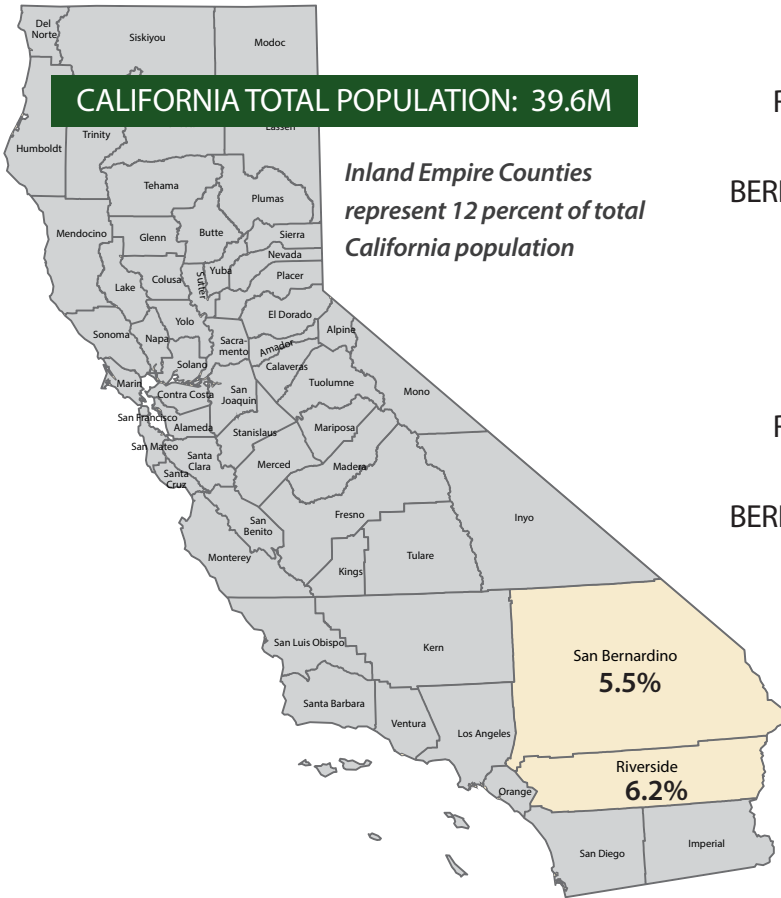


# Inland Empire Counties

JULY 2019

RIVERSIDE, SAN BERNARDINO

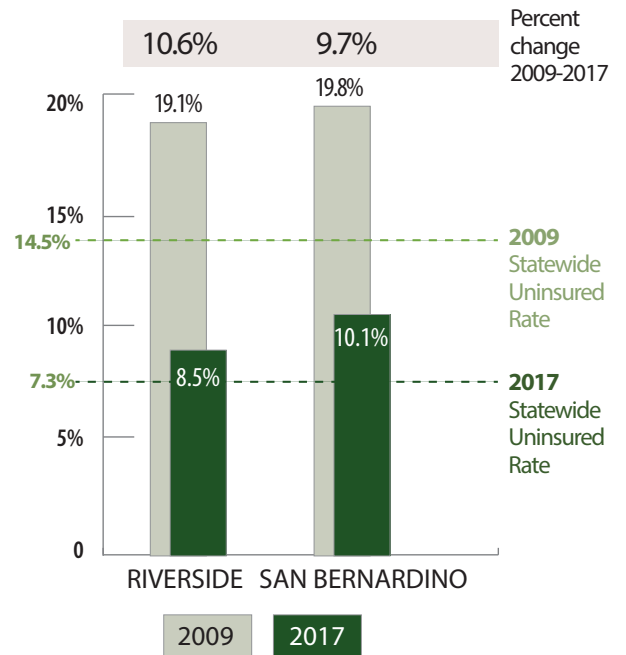


	Population <sup>1</sup>	Uninsured, 2017 <sup>2</sup>
RIVERSIDE	2,450,758	199,000
SAN BERNARDINO	2,171,603	213,000

	Uninsured Incomes < 138% Federal Poverty Level (FPL), 2017 <sup>2</sup>	Uninsured Under 19 Years of Age, 2017 <sup>2</sup>	Indigent Care Model <sup>3</sup>
RIVERSIDE	61,000*	24,000*	Provider
SAN BERNARDINO	85,000*	17,000*	Provider

\*Data for these counties are considered statistically unstable or may be unavailable because of low sample size.

Figure 1. Percent Uninsured, by County 2009 and 2017



**UNINSURED PROFILE BY COUNTY**  
The regional uninsured rate for Inland Empire Counties was 19.5% as of 2009 and dropped to 9.2% by 2017.



## COVERED CALIFORNIA<sup>4</sup>

Figure 2. Percent of County's Population Enrolled in Covered California

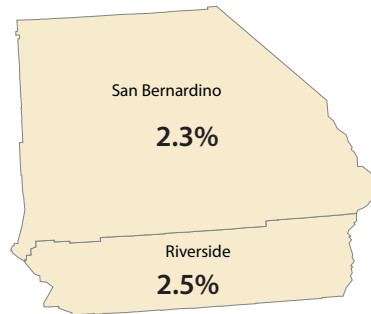
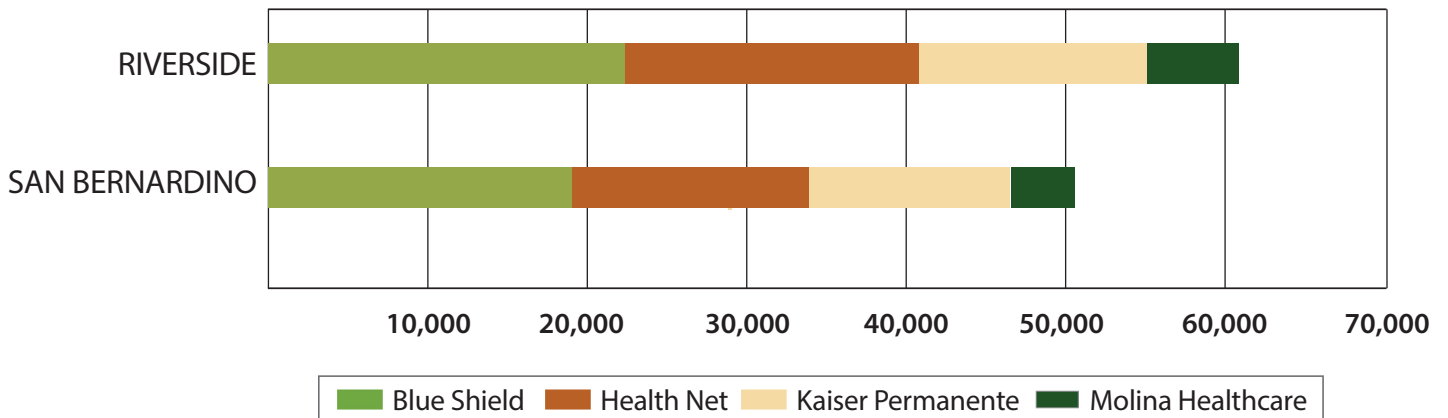


Figure 3. Covered California Enrollment, by County

	Enrollment, 2018	Subsidized Enrollees	Under 400% FPL	Under 250% FPL
RIVERSIDE	61,210	55,410	90.5%	66.4%
SAN BERNARDINO	50,680	46,680	92.1%	70.0%

Figure 4. Covered California Enrollment by Health Plan, April 2019





## MEDI-CAL

Figure 5. Percent of County's Population Enrolled in Medi-Cal

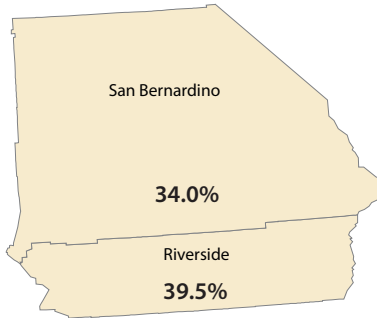


Figure 6. Medi-Cal Enrollment, by County

	Enrollment, 2018	Low-income Adults Newly Enrolled Under ACA (Adult Expansion) <sup>5</sup>	Adult Expansion Percent of County Population <sup>5</sup>	Medi-Cal Managed Care Model <sup>6</sup>
RIVERSIDE	834,344	225,775	9.2%	Two-Plan
SAN BERNARDINO	857,910	237,109	10.9%	Two-Plan

Figure 7. Medi-Cal Enrollment by Managed Care Model and Fee-for-Service (FFS), 2018

33% of Californians are Enrolled in Medi-Cal Statewide

	Riverside		San Bernardino	
Percent of County Population Enrolled in Medi-Cal <sup>5</sup>	39.5%		34.0%	
Enrollment by Managed Care Plan <sup>7</sup>	Inland Empire Health Plan	Molina Healthcare	Inland Empire Health Plan	Molina Healthcare
	609,218	80,572	610,274	68,791
Fee-for-Service Enrollment <sup>5,7</sup>	144,554		178,745	

## MEDI-CAL PILOT PROJECTS

Figure 8. 2020 Waiver: Whole Person Care Projects<sup>8</sup>

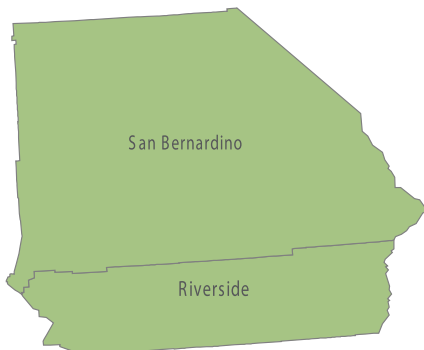


Figure 9. Drug Medi-Cal Organized Delivery System (DMC-ODS) Implementation Dates, by County<sup>9</sup>



## NOTES

\*These data points are considered statistically unstable due to low sample size and are provided for discussion purposes only.

1. U.S. Census Bureau, [2018 Population Estimates](#), July 2018.
2. 2017 California Health Interview Survey.
3. Insure the Uninsured Project, [2019 County Medically Indigent Programs](#), March 2019. Historically, county indigent care programs have been grouped into one of four models: (1) Provider counties deliver services to medically indigent (MI) residents through county- owned and operated hospitals and clinics; (2) Payer counties contract for services or reimburse private providers in the community; (3) Hybrid counties operate public clinics, but not public hospitals, and contract with private hospitals in the county; and (4) County Medical Services Program administers the MI program for 35 mostly smaller, rural counties.
4. Covered California, [December 2018 Active Member Profile](#), April 30, 2019.
5. California Department of Health Care Services (DHCS), [County Certified Eligibles as of November 2018](#), March 2019.
6. In the *Two-Plan Model*, one county-organized local initiative public health plan and a commercial plan deliver most Medi-Cal services in the county. A *County Organized Health System (COHS)* is a county-wide, public health plan originally organized by the county to serve all Medi-Cal beneficiaries. In the Regional Model, at least two commercial plans provide most Medi-Cal services in 20 primarily rural counties. In the Geographic Managed Care Model, the state chooses multiple commercial plans to deliver most Medi-Cal services in the county.
7. DHCS, [Medi-Cal Managed Care Enrollment Report](#), December 2018.
8. DHCS, [Whole Person Care Pilots – Approved Applications webpage](#), last modified February 2018.
9. California Department of Health Care Services, [Counties Participating in DMC-QDS](#) webpage, obtained online June 2019.

### About ITUP

Insure the Uninsured Project (ITUP) is a Sacramento-based nonprofit health policy institute that for more than two decades has provided expert analysis and facilitated convenings for California policymakers and decisionmakers focused on health reform.

*The mission of ITUP is to promote innovative and workable policy solutions that expand health care access and improve the health of Californians, through policy-focused research and broad-based stakeholder engagement.*

ITUP is generously supported by the following funders:

- California Community Foundation
- California Health Care Foundation
- Kaiser Permanente
- The California Endowment
- The California Wellness Foundation



@ITUP



@InsuretheUninsuredProject



@InsuretheUninsuredProject



www.itup.org