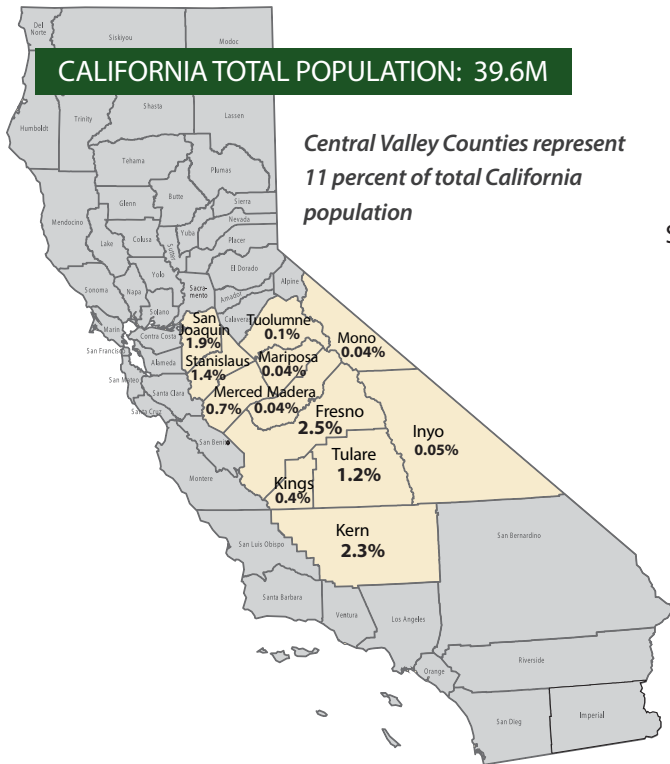


Central Valley Counties

JULY 2019

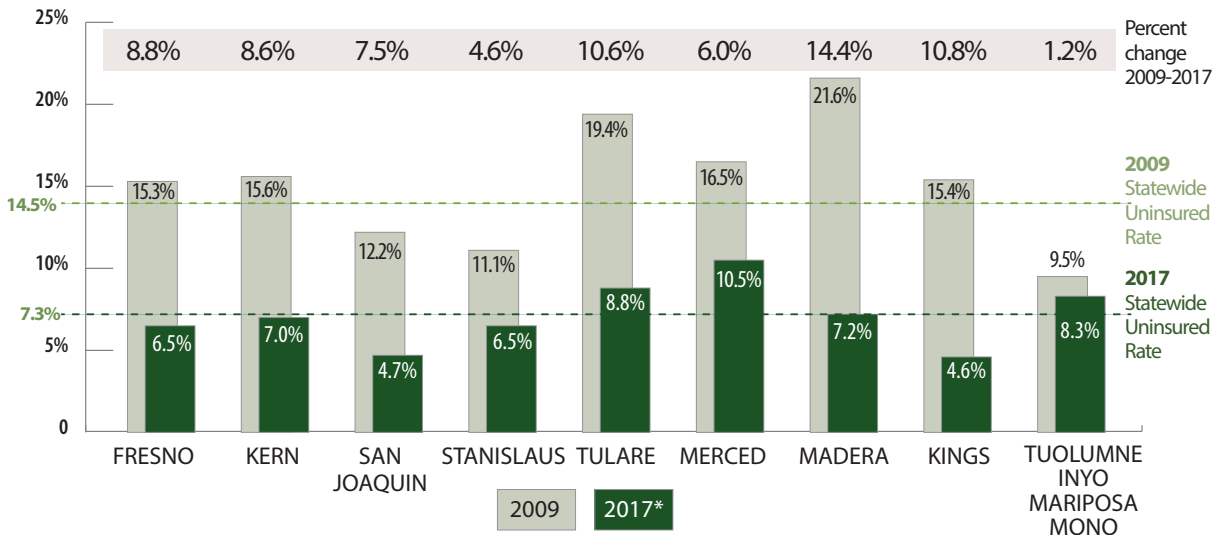
FRESNO, INYO, KERN, KINGS, MADERA, MARIPOSA, MERCED, MONO, SAN JOAQUIN, STANISLAUS, TULARE AND TUOLUMNE



	Population ¹	Uninsured, 2017 ²	Uninsured, Incomes < 138% Federal Poverty Level (FPL), 2017 ²	Indigent Care Model ³
FRESNO	994,400	63,000*	42,000*	Hybrid
KERN	896,764	60,000*	24,000*	Provider
SAN JOAQUIN	752,660	34,000*	18,000*	Provider
STANISLAUS	549,815	35,000*	Unavailable	Hybrid
TULARE	465,861	41,000*	25,000*	Hybrid
MERCED	274,765	28,000*	17,000*	Payer
MADERA	157,672	11,000*	6,000*	County Medical Services Program
KINGS	151,366	6,000*	3,000*	
TUOLUMNE	54,539	15,000*	Unavailable	County Medical Services Program
INYO	17,987			
MARIPOSA	17,471			
MONO	14,250			

* Data for these counties are considered statistically unstable or may be unavailable because of low sample size.

Figure 1. Percent Uninsured, by County 2009 and 2017*



* Data for these counties are considered statistically unstable or may be unavailable because of low sample size.

UNINSURED PROFILE BY COUNTY

The regional uninsured rate for all Central Valley Counties was 15.0% as of 2009 and dropped to 6.8% by 2017.



COVERED CALIFORNIA⁴

Figure 2. Percent of County's Population Enrolled in Covered California

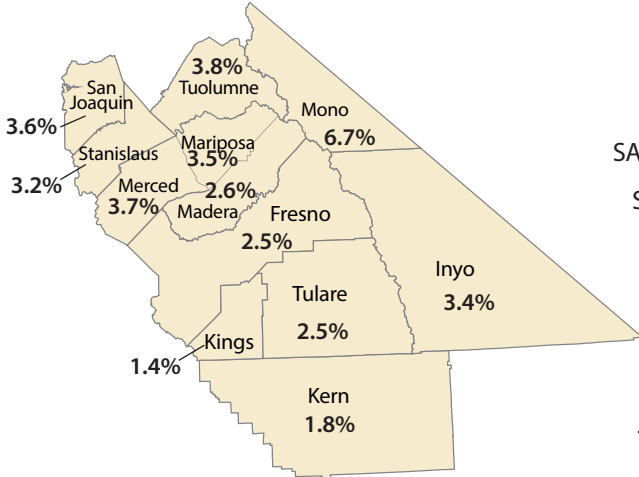
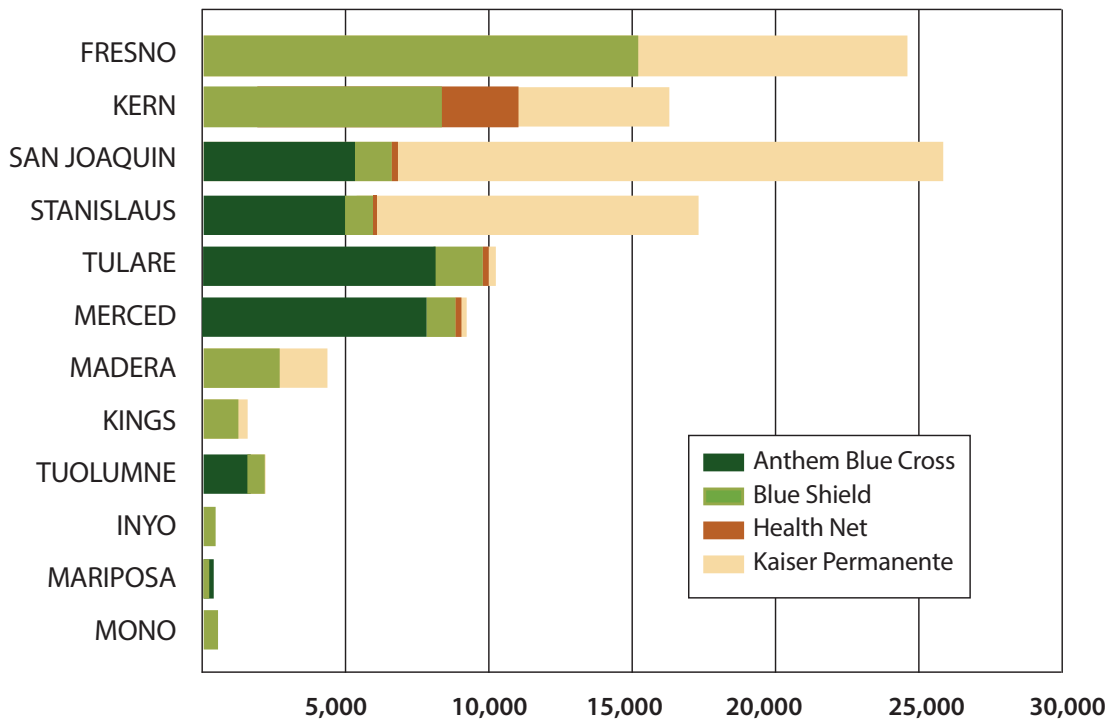


Figure 3. Covered California Enrollment, by County

	Enrollment, 2018	Subsidized Enrollees	Under 400% FPL	Under 250% FPL
FRESNO	24,580	23,130	94.1%	74.0%
KERN	16,120	15,130	93.8%	73.1%
SAN JOAQUIN	26,590	25,100	94.4%	67.0%
STANISLAUS	17,790	16,630	93.5%	64.2%
TULARE	10,520	10,180	96.8%	72.9%
MERCED	10,060	9,750	97.0%	73.0%
MADERA	4,050	3,760	92.8%	69.8%
KINGS	2,120	2,030	95.7%	74.0%
TUOLUMNE	2,060	1,920	93.2%	56.3%
INYO	610	540	88.5%	54.1%
MARIPOSA	620	590	95.1%	66.1%
MONO	950	810	85.2%	49.4%

Figure 4. Covered California Enrollment by Health Plan, April 2019





MEDI-CAL

Figure 5. Percent of County's Population Enrolled in Medi-Cal

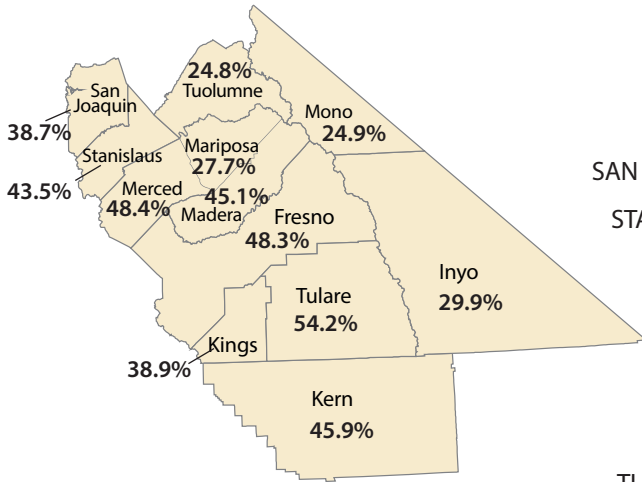


Figure 6. Medi-Cal Enrollment, by County

	Enrollment, 2018	Low-income Adults Newly Enrolled Under ACA (Adult Expansion) ⁵	Adult Expansion Percent of County Population ⁵	Medi-Cal Managed Care Model ⁶
FRESNO	480,589	117,884	11.9%	Two-Plan
KERN	412,018	102,263	11.5%	Two-Plan
SAN JOAQUIN	291,775	73,596	9.9%	Two-Plan
STANISLAUS	239,547	65,038	11.9%	Two-Plan
TULARE	252,492	58,355	12.6%	Two-Plan
MERCED	133,092	31,531	11.6%	COHS- Central California Alliance for Health (CCAH)
MADERA	71,062	16,667	10.6%	Two-Plan
KINGS	58,902	14,777	9.8%	Two-Plan
TUOLUMNE	13,520	3,971	7.3%	Regional
INYO	5,378	1,636	9.1%	Regional
MARIPOSA	4,839	1,670	9.5%	Regional
MONO	3,554	1,354	9.6%	Regional

Figure 7. Medi-Cal Enrollment by Managed Care Model and Fee-for-Service (FFS), 2018

33% of Californians are Enrolled in Medi-Cal Statewide

	Fresno	Kern	San Joaquin	Stanislaus	Tulare	Merced	Madera	Kings	Tuolumne	Inyo	Mariposa	Mono
% of County Population Enrolled in Medi-Cal⁵	48.3%	45.9%	38.7%	43.5%	54.2%	48.4%	45.1%	38.9%	24.8%	29.9%	27.7%	24.9%
Enrollment by Health Plan⁷	CalViva Health	Kern Family Health	Health Plan of San Joaquin	Health Plan of San Joaquin	Anthem Blue Cross	CCAH	CalViva Health	CalViva Health	Anthem Blue Cross	Anthem Blue Cross	Anthem Blue Cross	Anthem Blue Cross
	293,621	252,167	214,696	127,409	91,519	120,749	36,797	28,868	4,960	1,891	3,026	1,628
	Anthem Blue Cross	Health Net	Health Net	Health Net	Health Net		Anthem Blue Cross	Anthem Blue Cross	CA Health & Wellness	CA Health & Wellness	CA Health & Wellness	CA Health & Wellness
Fee-for-Service Enrollment^{5,7}	79,765	90,190	56,734	46,354	49,327	12,343	14,718	10,581	3,050	1,670	958	990



MEDI-CAL PILOT PROJECTS

Figure 8. 2020 Waiver: Whole Person Care Projects⁸

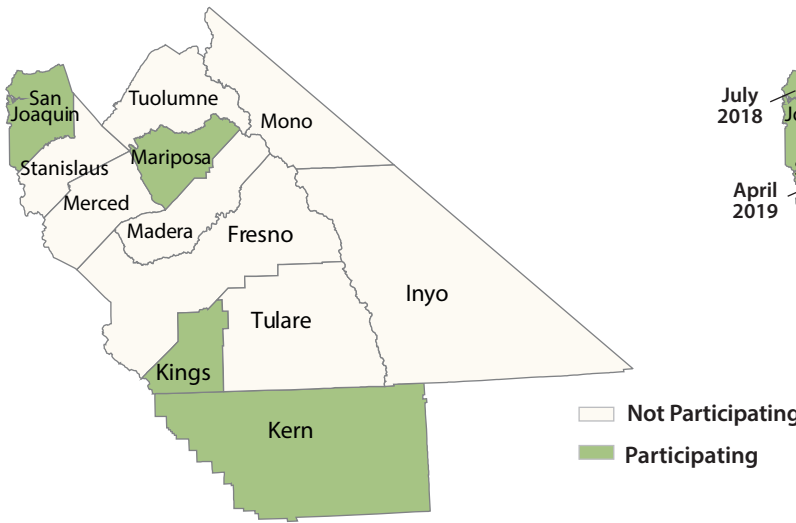
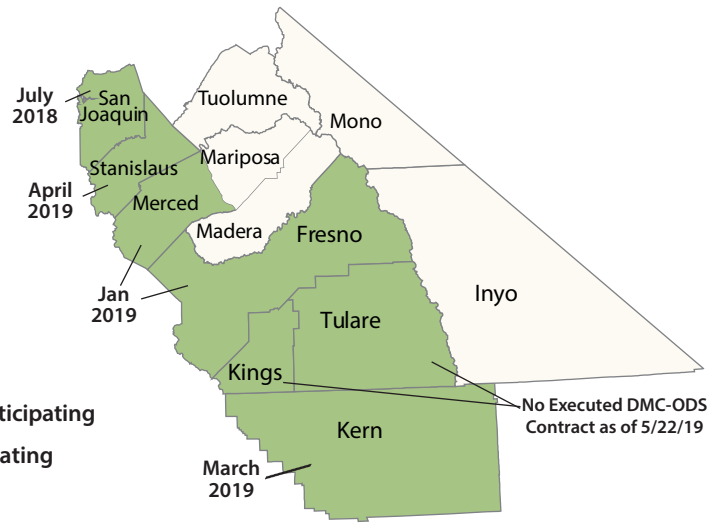


Figure 9. Drug Medi-Cal Organized Delivery System (DMC-ODS) Implementation Dates, by County⁹



NOTES

* These data points are considered statistically unstable due to low sample size and are provided for discussion purposes only.

1. U.S. Census Bureau, [2018 Population Estimates](#), July 2018.
2. 2017 California Health Interview Survey.
3. Insure the Uninsured Project, [2019 County Medically Indigent Programs](#), March 2019. Historically, county indigent care programs have been grouped into one of four models: (1) Provider counties deliver services to medically indigent (MI) residents through county- owned and operated hospitals and clinics; (2) Payer counties contract for services or reimburse private providers in the community; (3) Hybrid counties operate public clinics, but not public hospitals, and contract with private hospitals in the county; and (4) County Medical Services Program administers the MI program for 35 mostly smaller, rural counties.
4. Covered California, [December 2018 Active Member Profile](#), April 30, 2019.
5. California Department of Health Care Services (DHCS), [County Certified Eligibles as of November 2018](#), March 2019.
6. In the Two-Plan Model, one county-organized local initiative public health plan and a commercial plan deliver most Medi-Cal services in the county. A County Organized Health System (COHS) is a county-wide, public health plan originally organized by the county to serve all Medi-Cal beneficiaries. In the Regional Model, at least two commercial plans provide most Medi-Cal services in 20 primarily rural counties. In the Geographic Managed Care Model, the state chooses multiple commercial plans to deliver most Medi-Cal services in the county.
7. DHCS, [Medi-Cal Managed Care Enrollment Report](#), December 2018.
8. DHCS, [Whole Person Care Pilots – Approved Applications webpage](#), last modified February 2018.
9. California Department of Health Care Services, [Counties Participating in DMC-ODS](#) webpage, obtained online June 2019.

About ITUP

Insure the Uninsured Project (ITUP) is a Sacramento-based nonprofit health policy institute that for more than two decades has provided expert analysis and facilitated convenings for California policymakers and decisionmakers focused on health reform.

The mission of ITUP is to promote innovative and workable policy solutions that expand health care access and improve the health of Californians, through policy-focused research and broad-based stakeholder engagement.

ITUP is generously supported by the following funders:

- California Community Foundation
- California Health Care Foundation
- Kaiser Permanente
- The California Endowment
- The California Wellness Foundation



@ITUP



@InsuretheUninsuredProject



@InsuretheUninsuredProject



www.itup.org