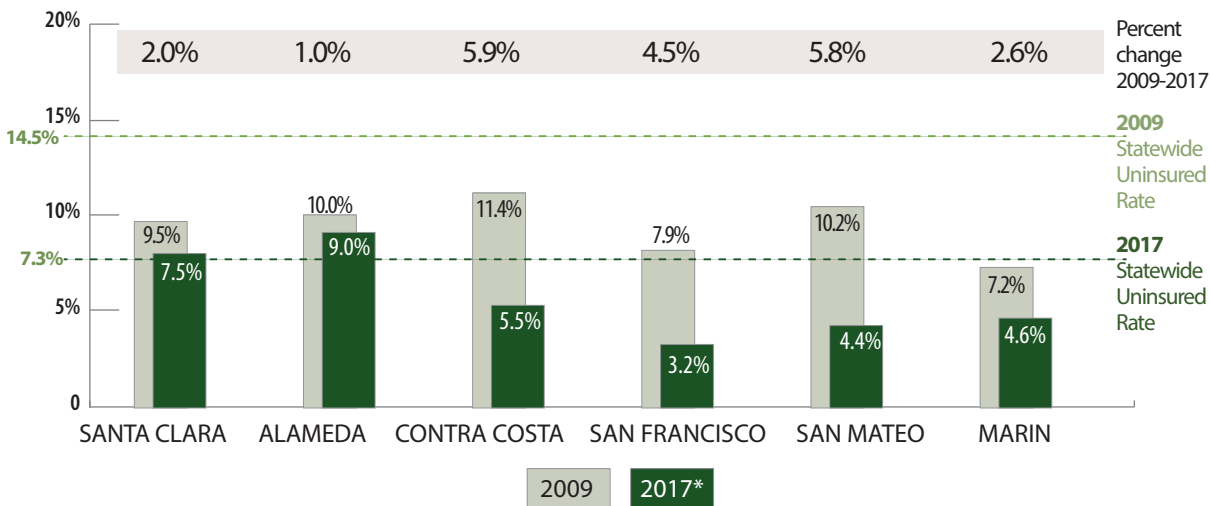


	Population ¹	Uninsured, 2017 ²	Uninsured, Incomes < 138% Federal Poverty Level (FPL), 2017 ²	Indigent Care Model ³
SANTA CLARA	1,937,570	144,000*	40,000*	Provider
ALAMEDA	1,666,753	145,000*	44,000*	Provider
CONTRA COSTA	1,150,215	62,000*	10,000*	Provider
SAN FRANCISCO	883,305	28,000*	-	Provider
SAN MATEO	769,545	33,000*	-	Provider
MARIN	259,666	12,000*	-	County Medical Services Program

* Data for these counties are considered statistically unstable or may be unavailable because of low sample size.

Figure 1. Percent Uninsured, by County 2009 and 2017²



* Data for these counties are considered statistically unstable or may be unavailable because of low sample size.

UNINSURED PROFILE BY COUNTY

The regional uninsured rate for all Bay Area Counties was 9.7% as of 2009 and dropped to 6.5% by 2017.



COVERED CALIFORNIA⁴

Figure 2. Percent of County's Population Enrolled in Covered California

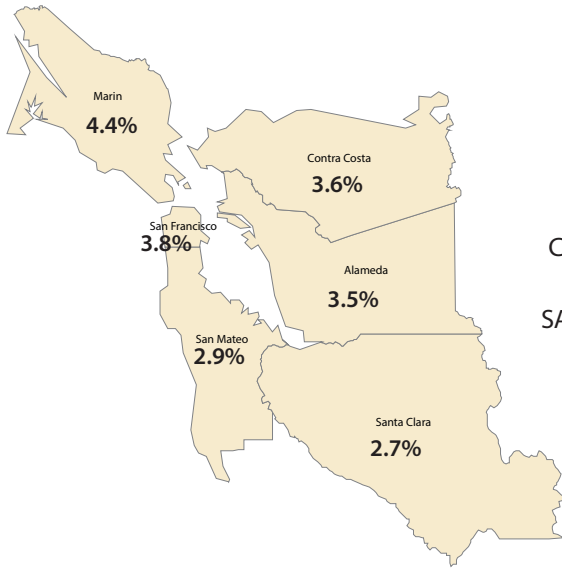
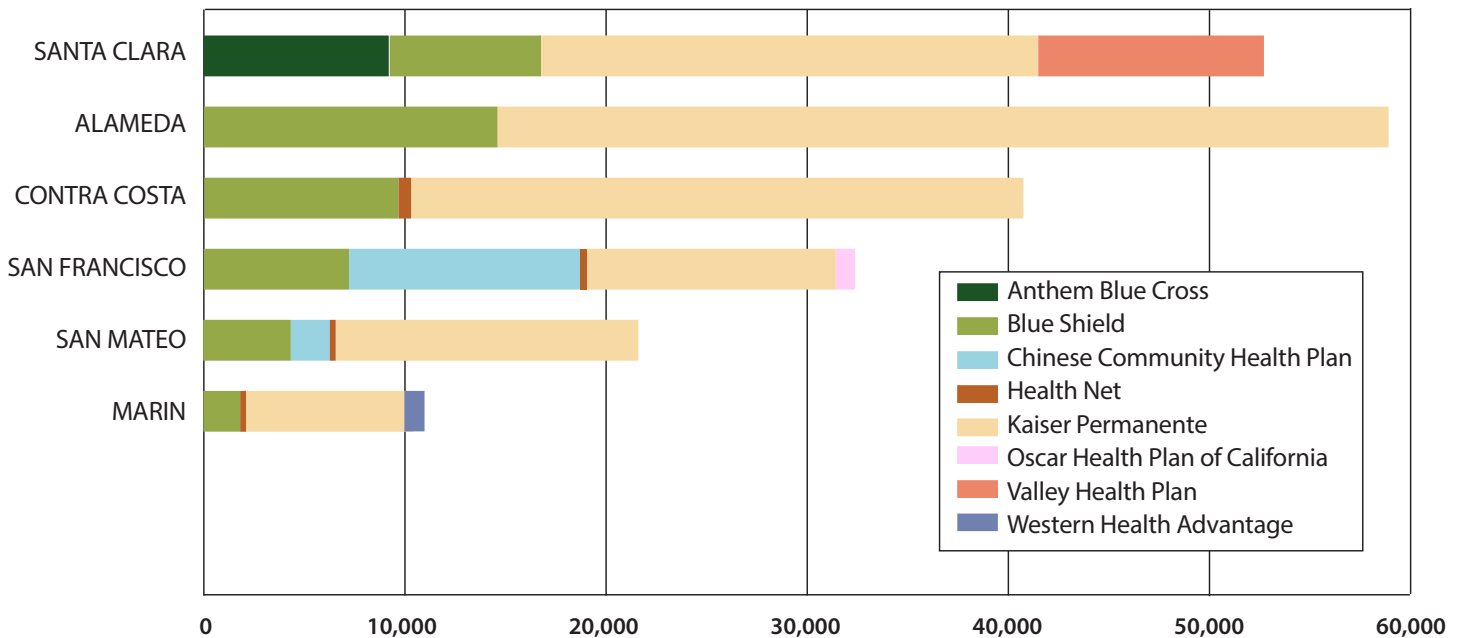


Figure 3. Covered California Enrollment, by County

	Enrollment, 2018	Subsidized Enrollees	Under 400% FPL	Under 250% FPL
SANTA CLARA	53,180	45,670	85.9%	58.0%
ALAMEDA	59,030	50,690	85.9%	56.0%
CONTRA COSTA	41,510	36,660	88.3%	54.1%
SAN FRANCISCO	33,380	27,050	81.1%	54.7%
SAN MATEO	22,460	18,960	84.4%	52.4%
MARIN	11,510	9,210	80.0%	43.4%

Figure 4. Covered California Enrollment by Health Plan, April 2019





MEDI-CAL

Figure 5. Percent of County's Population Enrolled in Medi-Cal

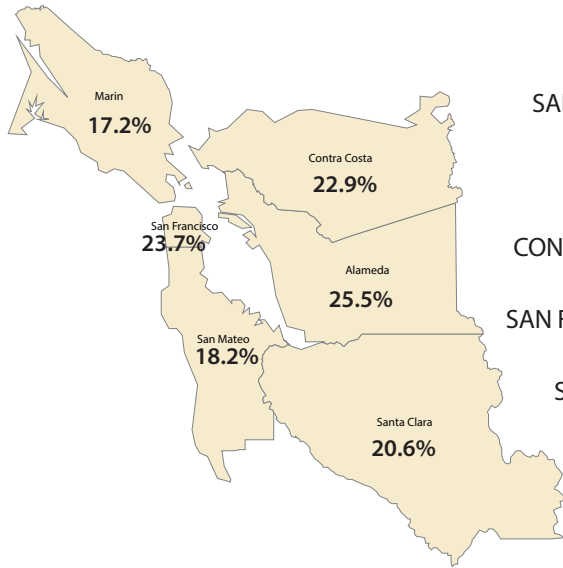


Figure 6. Medi-Cal Enrollment, by County

	Enrollment, 2018	Low-income Adults Newly Enrolled Under ACA (Adult Expansion) ⁵	Adult Expansion Percent of County Population ⁵	Medi-Cal Managed Care Model ⁶
SANTA CLARA	398,312	123,867	6.4%	Two-Plan
ALAMEDA	424,388	134,340	8.1%	Two-Plan
CONTRA COSTA	263,303	75,432	6.6%	Two-Plan
SAN FRANCISCO	209,263	73,752	8.3%	Two-Plan
SAN MATEO	140,436	45,165	5.9%	County Organized Health System
MARIN	44,708	14,564	5.6%	County Organized Health System

Figure 7. Medi-Cal Enrollment by Managed Care Model and Fee-for-Service (FFS), 2018

33% of Californians are Enrolled in Medi-Cal Statewide

	Santa Clara	Alameda	Contra Costa	San Francisco	San Mateo	Marin
% of County Population Enrolled in Medi-Cal⁵	20.6%	25.5%	22.9%	23.7%	18.2%	17.2%
Enrollment by Health Plan⁷	Anthem Blue Cross	Anthem Blue Cross	Anthem Blue Cross	Anthem Blue Cross	Health Plan of San Mateo	Partnership Health Plan of CA
	67,706	58,229	25,902	18,863	103,970	36,899
	Santa Clara Family Health	Alameda Alliance for Health	Contra Costa Health Plan	San Francisco Health Plan		
	244,388	258,288	178,101	127,900		
Fee-for-Service Enrollment^{5,7}	86,218	107,871	59,300	62,500	36,466	7,809

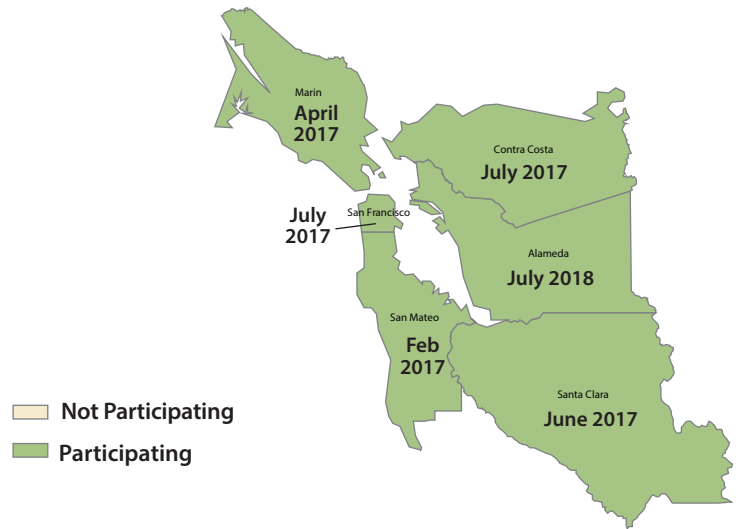


MEDI-CAL PILOT PROJECTS

Figure 8. 2020 Waiver: Whole Person Care Projects⁸



Figure 9. Drug Medi-Cal Organized Delivery System (DMC-ODS) Implementation Dates, by County⁹



NOTES

* These data points are considered statistically unstable due to low sample size and are provided for discussion purposes only.

1. U.S. Census Bureau, [Community Facts: 2018 Population Estimate](#), July 2018.
2. 2009, 2017 California Health Interview Survey.
3. Insure the Uninsured Project, [2019 County Medically Indigent Programs](#), March 2019. Historically, county indigent care programs have been grouped into one of four models: (1) Provider counties deliver services to medically indigent (MI) residents through county- owned and operated hospitals and clinics; (2) Payer counties contract for services or reimburse private providers in the community; (3) Hybrid counties operate public clinics, but not public hospitals, and contract with private hospitals in the county; and (4) County Medical Services Program administers the MI program for 35 mostly smaller, rural counties.
4. Covered California, [December 2018 Active Member Profile \(Preliminary\)](#), April 2019. Plan enrollment numbers shown only for qualified health plans offered in that county.
5. California Department of Health Care Services (DHCS), [County Certified Eligibles as of November 2018](#), March 2019.
6. In the Two-Plan Model, one county-organized local initiative public health plan and a commercial plan deliver most Medi-Cal services in the county. A County Organized Health System (COHS) is a county-wide, public health plan originally organized by the county to serve all Medi-Cal beneficiaries. In the Regional Model, at least two commercial plans provide most Medi-Cal services in 20 primarily rural counties. In the Geographic Managed Care Model, the state chooses multiple commercial plans to deliver most Medi-Cal services in the county.
7. DHCS, [Medi-Cal Managed Care Enrollment Report](#), December 2018.
8. DHCS, [Whole Person Care Pilots – Approved Applications webpage](#), last modified February 2018.
9. California Department of Health Care Services, [Counties Participating in DMC-ODS webpage](#), obtained online June 2019.

About ITUP

Insure the Uninsured Project (ITUP) is a Sacramento-based nonprofit health policy institute that for more than two decades has provided expert analysis and facilitated convenings for California policymakers and decisionmakers focused on health reform.

The mission of ITUP is to promote innovative and workable policy solutions that expand health care access and improve the health of Californians, through policy-focused research and broad-based stakeholder engagement.

ITUP is generously supported by the following funders:

- California Community Foundation
- California Health Care Foundation
- Kaiser Permanente
- The California Endowment
- The California Wellness Foundation



@ITUP



@InsuretheUninsuredProject



@InsuretheUninsuredProject



www.itup.org