

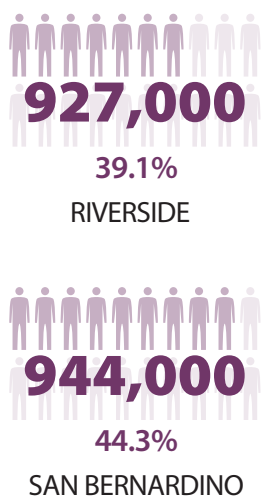
	Population¹	Uninsured, 2018²
RIVERSIDE	2.5M	256,000 (10.8%)
SAN BERNARDINO	2.2M	168,000 (7.9%)

	Uninsured Incomes <138% Federal Poverty Level (FPL), 2018²	Uninsured Under 19 Years of Age, 2018²
RIVERSIDE	87,000* (14.7%)	—
SAN BERNARDINO	62,000* (9.8%)	9,000* (1.5%)

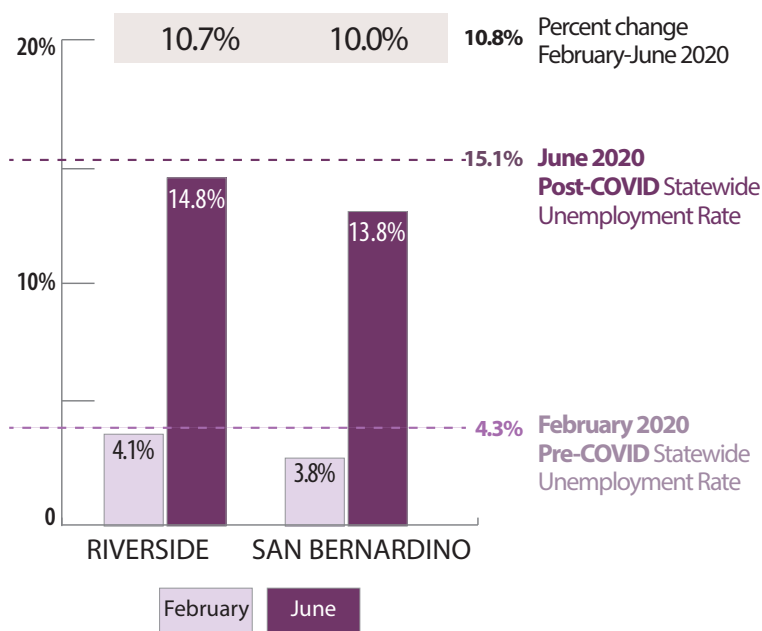
* Data for these counties are considered statistically unstable or may be unavailable because of low sample size.
— Data unavailable due to data masking.

Figure 1. Potential Impact of COVID-19 on Employer-Sponsored Coverage

Employer-Sponsored Coverage, 2018²



COVID-19 Impact on Unemployment Rates³,⁴





COVERED CALIFORNIA

Figure 2. County's Population Enrolled in Covered California⁵

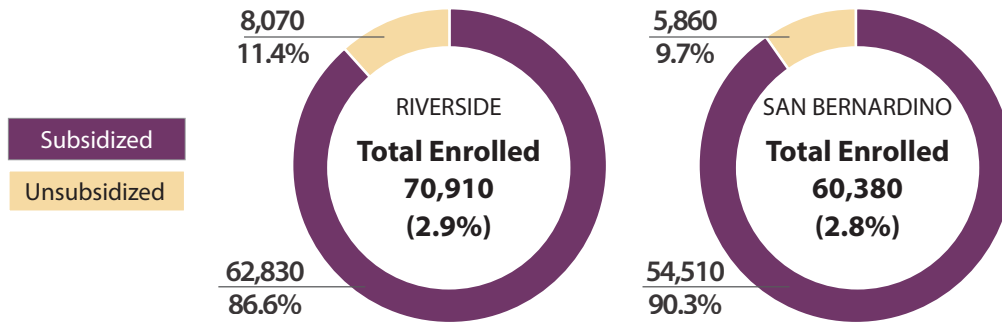
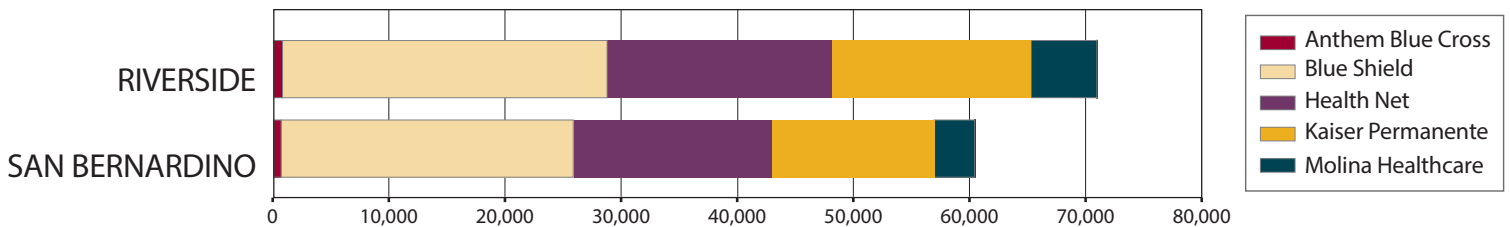


Figure 3. Covered California Enrollment by FPL, March 2020⁵

	<138% FPL	138-400% FPL	400-600% FPL	>600% FPL
RIVERSIDE	2.7%	87.0%	4.0%	1.3%
SAN BERNARDINO	2.5%	89.4%	3.3%	1.0%

Enrollments where the FPL of the member is not known are not included.

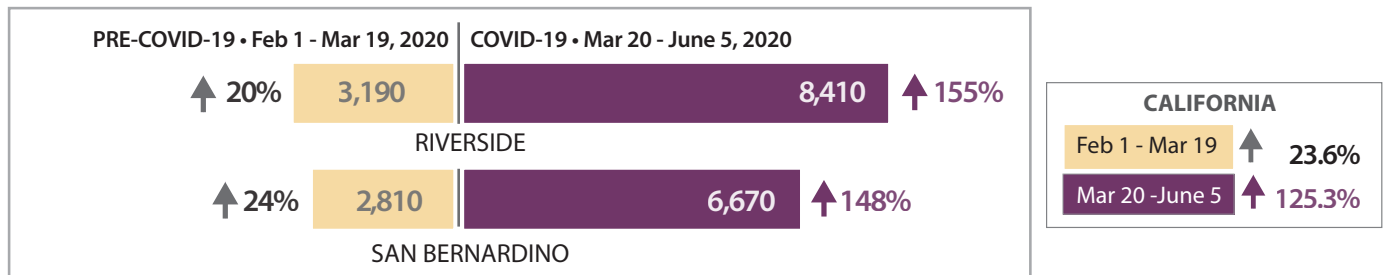
Figure 4. Covered California Enrollment by Health Plan, March 2020⁵



L.A. Care Health Plan, Oscar Health Plan, and Sharp Health Plan have 10 or fewer enrollees.

Figure 5. Impact of COVID-19 on Covered California Enrollment⁶

COVID-19 SEP* Enrollment and Percent Change from 2019



* SEP=Special Enrollment Period



MEDI-CAL

Figure 6. Medi-Cal Enrollment and Percent of County's Population, June 2020⁷

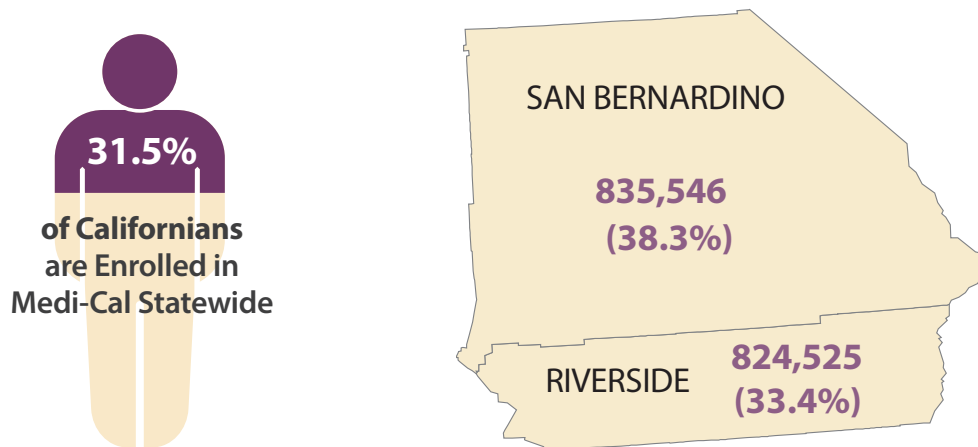



Figure 7. Medi-Cal Enrollment by Managed Care Model and Fee-for-Service (FFS), June 2020⁷

Enrollment by Managed Care Plan ⁸	Riverside		San Bernardino	
	Inland Empire Health Plan	Molina Healthcare	Inland Empire Health Plan	Molina Healthcare
	642,700	84,314	636,679	68,261
Total Managed Care Enrollment	726,014		704,940	
Fee-for-Service Enrollment	98,511		130,606	



Medi-Cal Enrollment is expected to increase by **2 MILLION ENROLLEES** due to the COVID-19 Pandemic.⁹

NOTES

All decimals rounded to nearest tenth.

1. United States Census Bureau, [2018 ACS Demographic and Housing Estimates](#), Accessed: August 3, 2020.
2. UCLA Center for Health Policy Research, [2018 California Health Interview Survey, Public Use File](#), Accessed: August 3, 2020.
3. State of California Employment Development Department, June 2020 [Local Area Profile](#), Accessed: August 4, 2020.
4. State of California Employment Development Department, February 2020 [Local Area Profile](#), Accessed: August 4, 2020.
5. Covered California, [March 2020 Active Member Profile](#), Accessed: August 3, 2020.
6. Covered California, [Special Enrollment Data by County](#), June 12, 2020, Accessed: August 4, 2020.
7. Department of Health Care Services, [March 2020 Medi-Cal Certified Eligibles Data Table by County and Aid Code Group](#), June 2020, Accessed: August 4, 2020.
8. Department of Health Care Services, [Medi-Cal Managed Care Enrollment Report](#), June 2020, Accessed: August 4, 2020.
9. Department of Finance, [May Revision, Health and Human Services](#), May 14, 2020, Accessed: August 4, 2020.

About ITUP

Insure the Uninsured Project (ITUP) is a Sacramento-based nonprofit health policy institute that for more than two decades has provided expert analysis and facilitated convenings for California policymakers and decisionmakers focused on health reform.

The mission of ITUP is to promote innovative and workable policy solutions that expand health care access and improve the health of Californians, through policy-focused research and broad-based stakeholder engagement.

ITUP is generously supported by the following funders:

- California Community Foundation
- California Health Care Foundation
- Kaiser Permanente
- The California Endowment
- The California Wellness Foundation



@ITUP



@InsuretheUninsuredProject



@InsuretheUninsuredProject



www.itup.org