

The Safety Net: Caring for California's Uninsured



Insure the Uninsured Project

April 25, 2007

www.itup.org

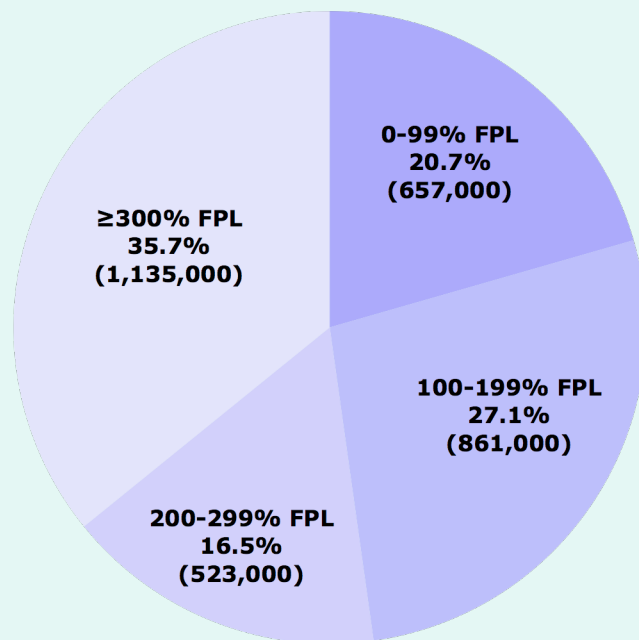
Overview

- Demographics of uninsured adults without minor children living at home
- Usual source of care for the uninsured
- Health care services patient mix and utilization
- Financing for care to the uninsured
- Funding for clinic and hospital care to the uninsured

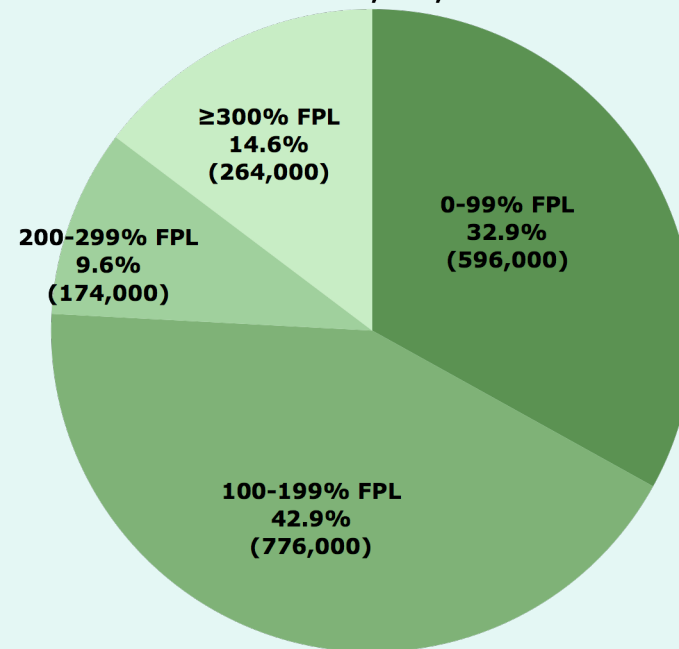
Uninsured adults without minor children living at home

Higher proportion of uninsured adults without minor children living at home who are higher income (>300% FPL)

Uninsured adults without minor children living at home by Income, 2005
Total = 3,176,000



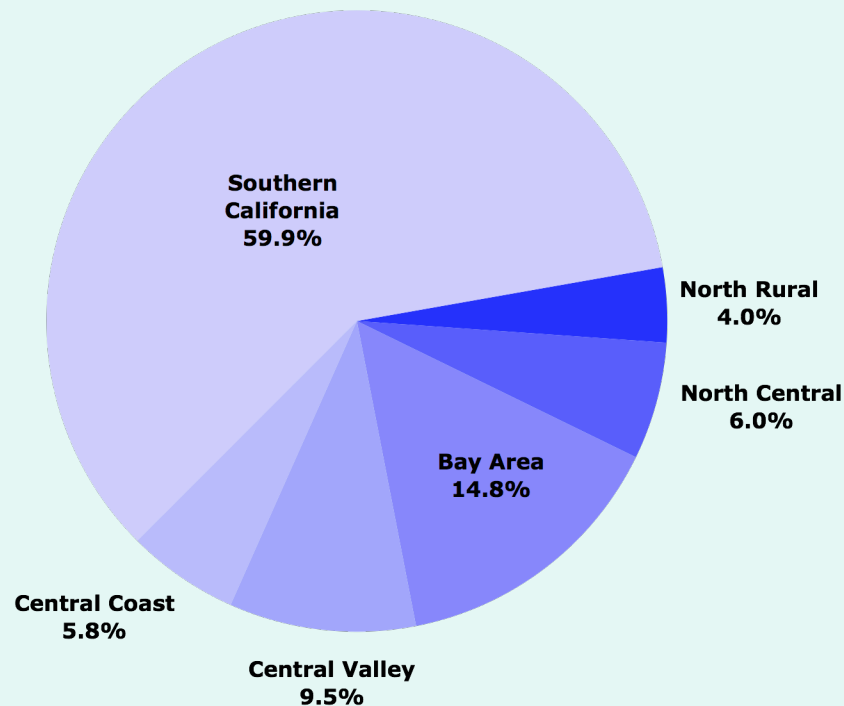
Uninsured Married Adults with Children by Income, 2005
Total = 1,810,000



Uninsured adults without minor children living at home

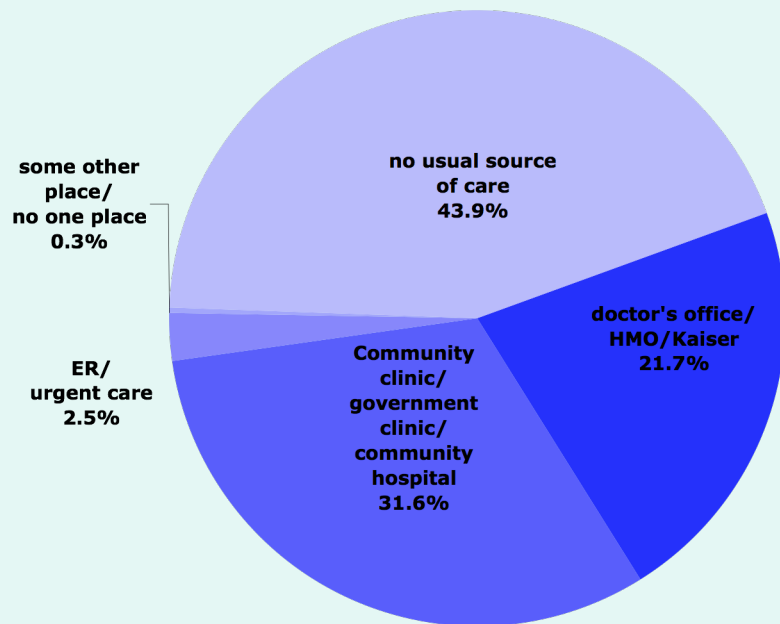
Primarily reside in Southern California and the Bay Area

Uninsured Childless Adults by Region, 2005
Total = 3,175,000

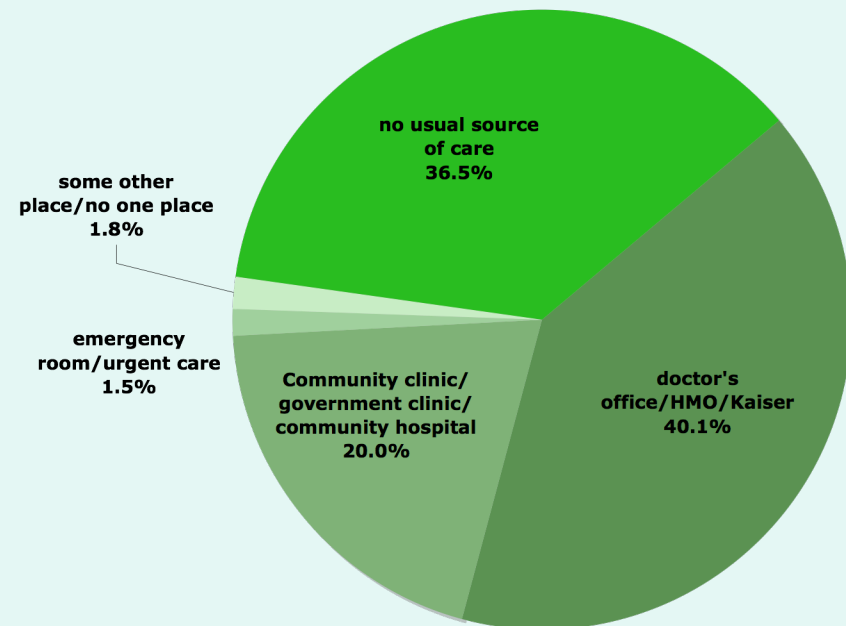


Where do Uninsured Adults Access Care?

Usual Source of Care for Uninsured Adults, 0-199% FPL, 2005



Usual Source of Care for Uninsured Adults, 200% FPL and above, 2005



The uninsured are less likely to have a usual source of care

- One third of low income uninsured identify a community clinic, government clinic or community hospital as their usual source of care
- The higher income uninsured are more likely to report that this source is a doctor's office or HMO
- The uninsured are more likely to have gone two or more years without seeing a doctor (21.6% vs. 6.5% for Medi-Cal or employer-based coverage)

Access to Care

- The uninsured are more likely to report delays in care
- Less likely to report cancer screening
- Less likely to be taking medications for diabetes or high blood pressure
- Uninsured are less likely to obtain services when they have a perceived need for care (Kaiser Commission 2000, Stunk and Cunningham 2002, Cunningham 2002)
- The uninsured experience more preventable hospital stays (12.3% vs. 8.4% for privately insured) at a cost of \$3,300 per stay (Hoffman and Gaskin 2001)

Disease Treatment and Outcomes: Cancer

- The uninsured are less likely to receive cancer screening and more likely to be diagnosed at later stage, leading to higher mortality rates (Ayanian et al. 1993, Roetzheim et al. 2000)
- Uninsured cancer patients are less likely to receive aggressive treatment even when cancer site is amenable to treatment (Roetzheim et al. 2000)

Disease Treatment and Outcomes: Cardiovascular Disease

- Within the last year, uninsured are less likely to have:
 - had screening for cardiovascular disease,
 - had blood pressure checked
 - had two or more doctor visits
 - been taking anti-hypertensive medication

(Families USA 2001 and Moy, Bartman, Weir 1995)

Disease Treatment and Outcomes: Diabetes

- Among diabetics, uninsured are less likely to use preventive services (Ayanian et al. 2000)
- Poorer health among uninsured diabetics who develop end-stage renal disease (Obrador et al. 1999)

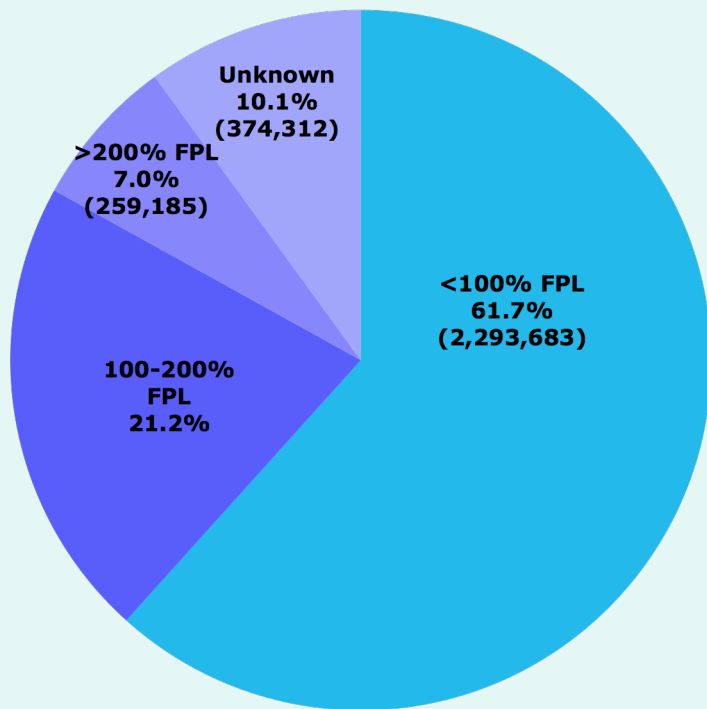
County Health Services

Service	Utilization		Expenditures	
	<i>MICRS</i>	<i>CMSP</i>	<i>MICRS</i>	<i>CMSP</i>
Inpatient	408,550	59,275	\$692,880,431	\$116,997,063
Outpatient	3,751,863	762,772	\$676,179,726	\$66,964,915
Emergency	501,570		\$129,035,000	
Other		787,059	\$17,054,576	\$35,787,307
TOTAL			\$1,515,149,733	\$219,749,286

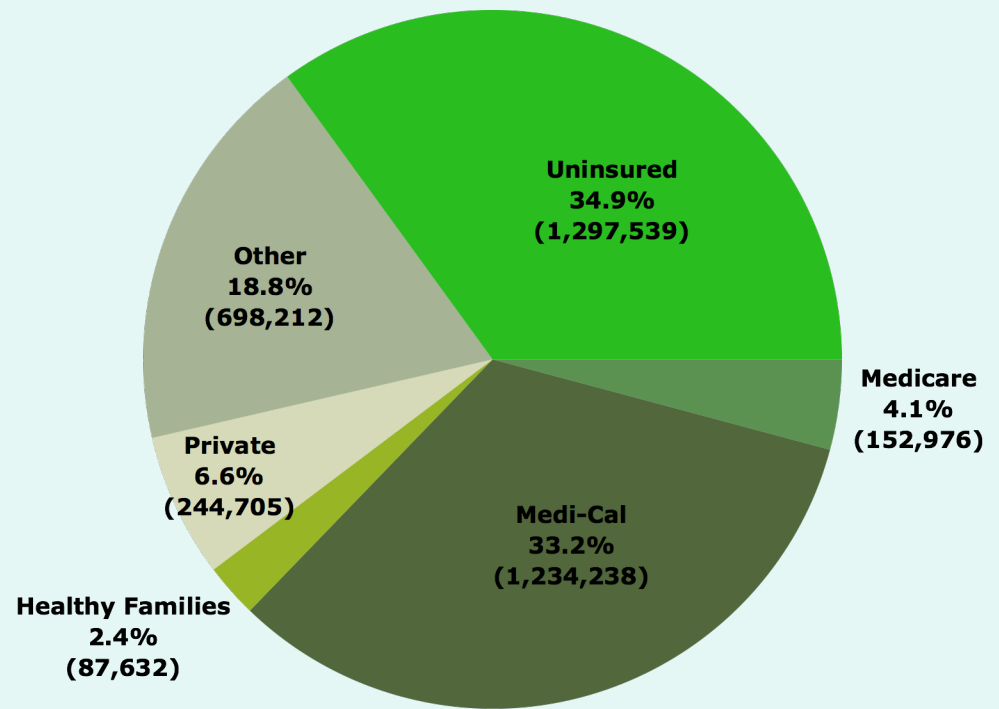
Free and Community Clinics

The majority of patients are below poverty and are either uninsured or Medi-Cal beneficiaries

Community Clinic Patients by Income, FY 04-05
Total = 3,715,302



Community Clinic Patients by Payer, FY 04-05
Total = 3,715,302

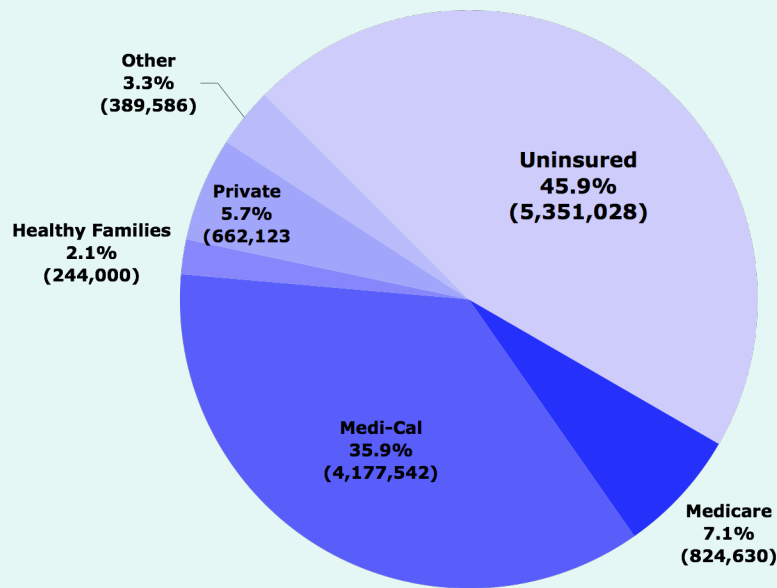


Free and Community Clinics: Visits

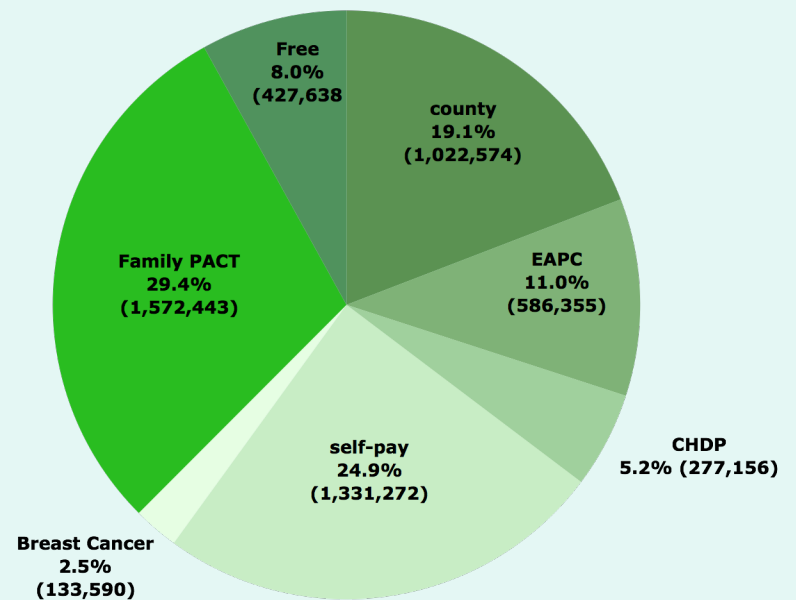
Uninsured and Medi-Cal patients make up the majority of clinic visits

Family PACT, self-payment and county programs pay for the majority of uninsured visits

Community Clinic Visits by Payer, FY 04-05
Total = 11,648,909

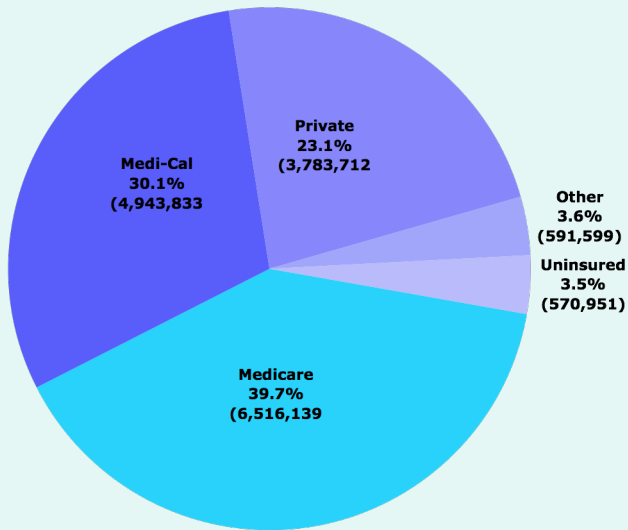


Uninsured Community Clinic Visits by Uninsured Funding Source, FY 04-05
Total = 5,351,028

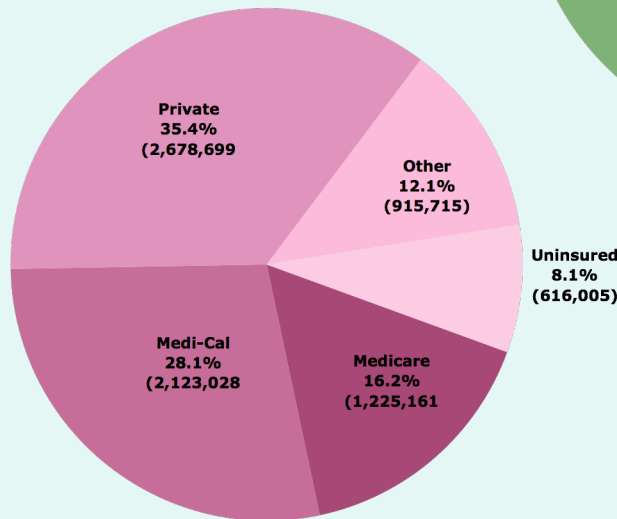
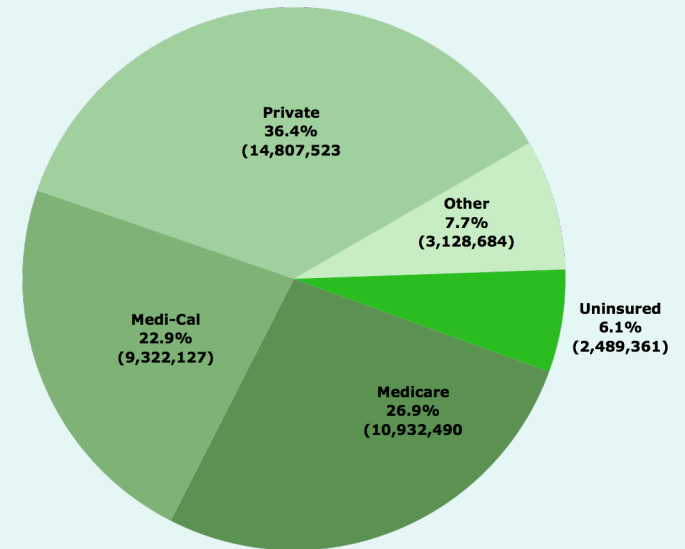


Hospitals: Utilization

Hospital Inpatient Utilization by Payer, FY 04-05
Total = 16,406,234 Days



Hospital Outpatient Utilization by Payer, FY 04-05
Total = 40,680,185 Visits

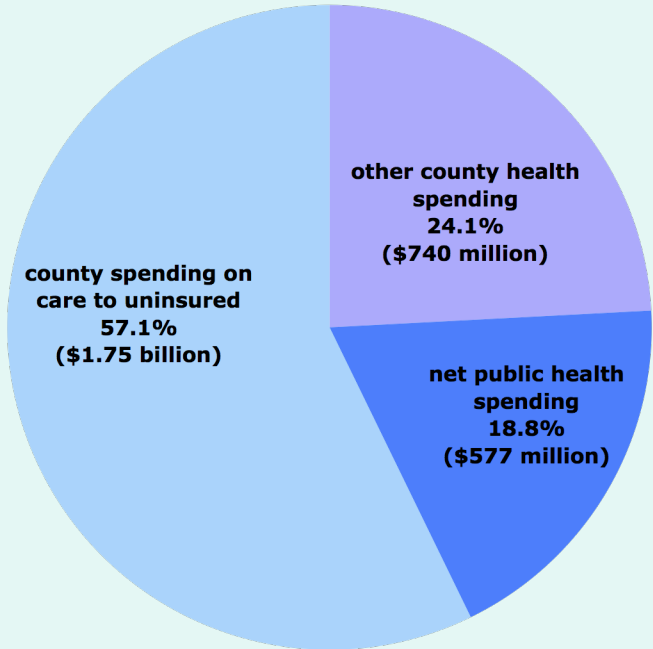


Emergency Department Utilization by Payer, FY 04-05
Total = 7,558,608 Visits

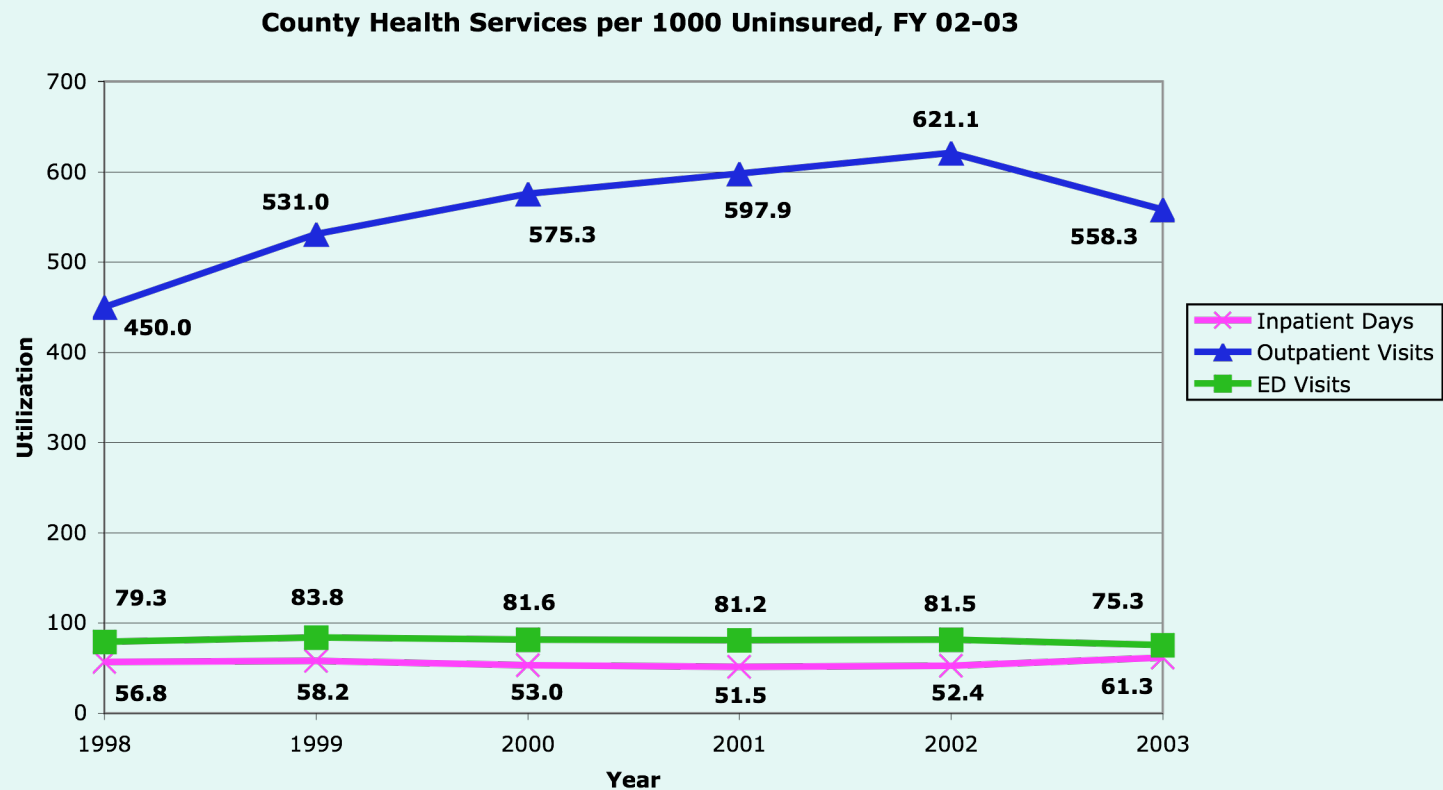
County Health Spending

Of county health spending, 57.1% or \$1.75 billion is for health care to the uninsured

Distribution of County Health Spending, FY 02-03
Total = \$3,067,641,974



Shift to Outpatient Utilization and Spending



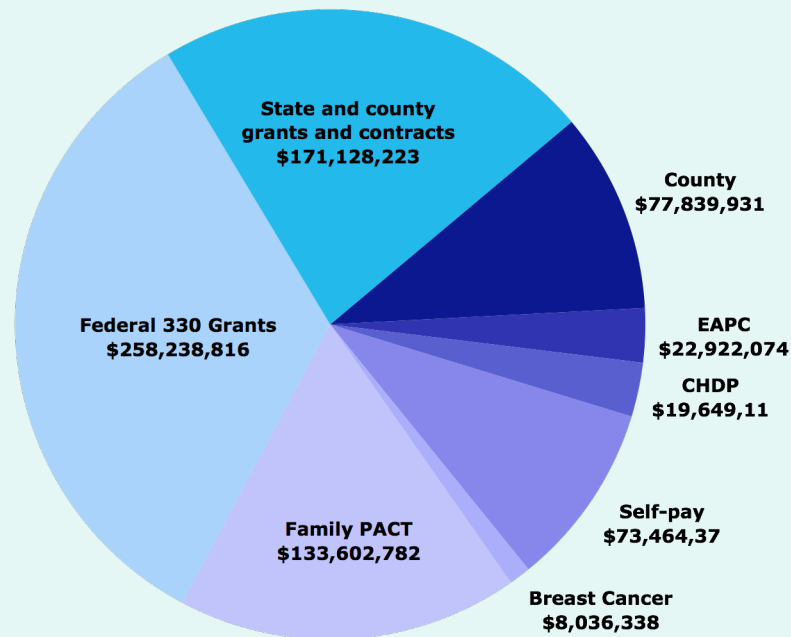
Funding Streams for County Health

Funding Source	Amount
Realignment (FY 06-07)	\$1,532,086,226
Req. County Match (FY 06-07)	\$341,356,245
Prop 99 (FY 06-07)	\$26,064,000
SB 12/Maddy (FY 01-02)	\$56,719,421
Tobacco Settlement (2006)	\$372,222,792
Coverage Expansion Funds (FY 07-08)	\$180,000,000
Total	\$2,508,448,684

Funding Streams for Uninsured: Community Clinics

Majority of clinic revenue for care to the uninsured comes from Federal 330 grants, counties, Family PACT and patient revenue

Funding Sources for Clinic Care to the Uninsured, FY 04-05
Total = \$764,881,649



Funding for Uninsured: Hospitals

Source	Amount
Net County DSH	\$1,032,580,000
Safety Net Care Pool	\$586,000,000
Private Hospital "Virtual" DSH	\$542,000,000
Private Supplemental Payment Program	\$247,000,000
County Reimbursement	\$1,707,000,000

Other State Programs for the Uninsured

Major Risk Medical Insurance Program (MRMIP)	\$40 million
Breast Cancer	\$35 million
Prostate Cancer	\$33.5 million
Family PACT	\$450 million
Immunization and Tuberculosis Control	\$63 million
Expanded Access to Primary Care (EAPC)	\$
Child Health and Disability Prevention Program (CHDP)	\$3.7 million
California Children's Services (CCS)	\$196 million
Genetically Handicapped Persons Program (GHPP)	\$56 million

Summary of Potential Matching Funds

- County: Realignment, Prop 99, County Match, Tobacco Litigation Settlement
- Clinics: EAPC, Family PACT, county and state grants and contracts, CHDP, Breast Cancer
- Hospitals: County reimbursements